



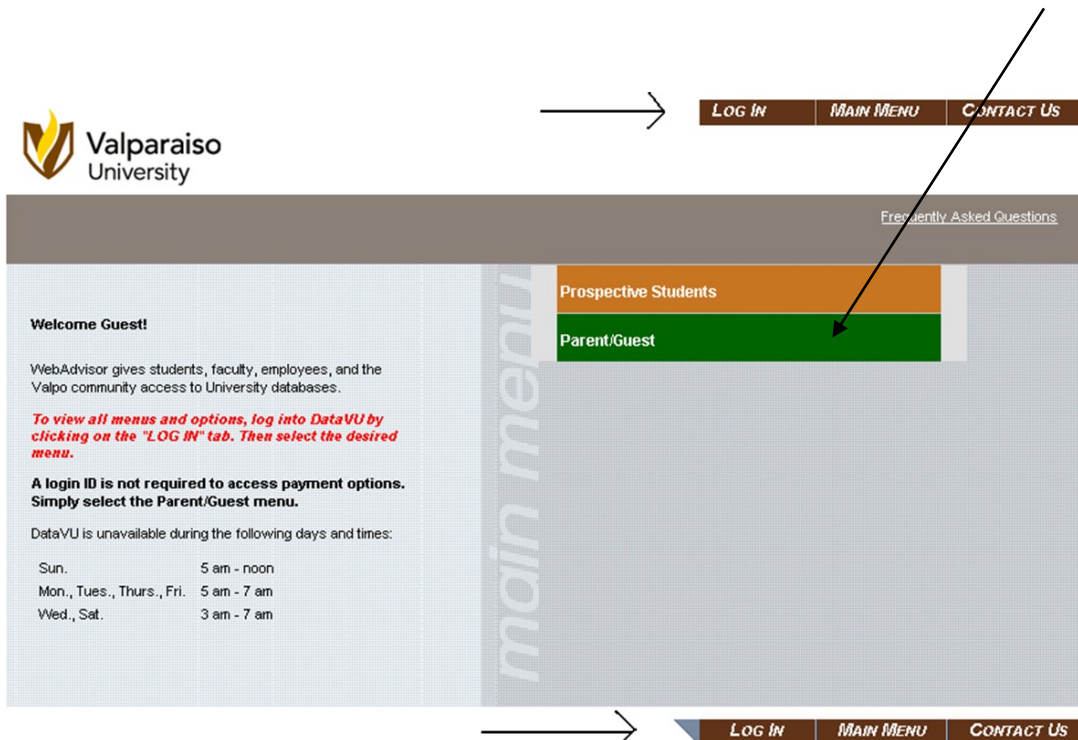
**1. Take cash to the automated kiosk, P.H.I.L., (located in the Harre Union, room 245).**

- Funds deposited on P.H.I.L. are available for immediate use.
- For your convenience, you may also check all of your OneCard account balances on P.H.I.L.

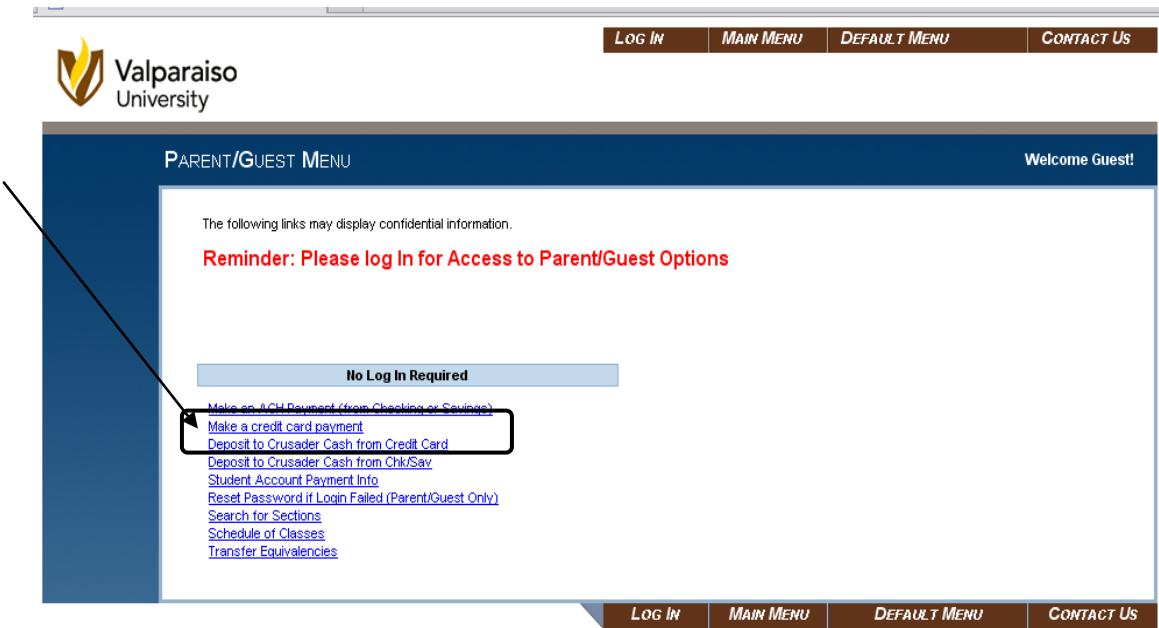
**2. Take a check or cash to the Cashier’s Office in Kretzmann Hall – these funds are available the same day.**

**3. Using DataVU**

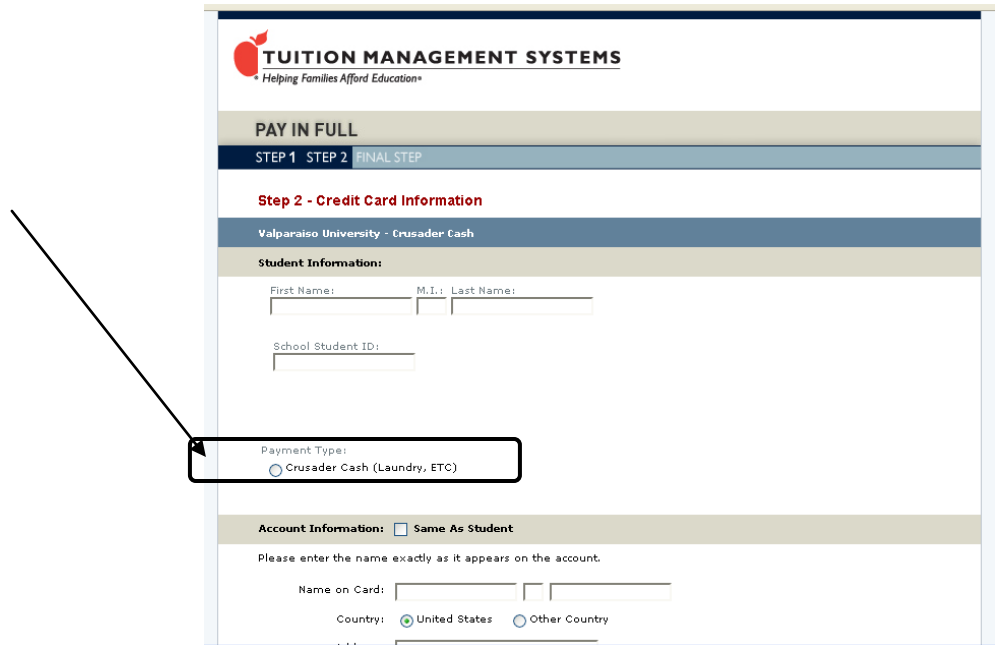
Visit <https://datavu.valpo.edu> ; This is the initial log-in screen. Click on the green Parent/Guest link.



Next, they will choose "Deposit to Crusader Cash from Credit Card" or "Deposit to Crusader Cash from Chk/Sav". No log in information is required for parents to add funds to Crusader Cash.



Finally, to add funds to Crusader Cash, choose the Crusader Cash radio button and fill in the required information, including student ID number.



Please remember:

- Allow 48-72 hours for the funds to be available.
- This payment method includes a convenience fee.
- Visa is not accepted.

You can also call 888.356.0350, choose option 2, then option 3 to make a one-time payment. A convenience fee is also charged for this service, and you must allow 48-72 hours for funds to be available. Visa is not accepted.