



Valparaiso
University

Information Technology

How to Deposit Funds on Your Crusader Cash Account—Student Info Sheet



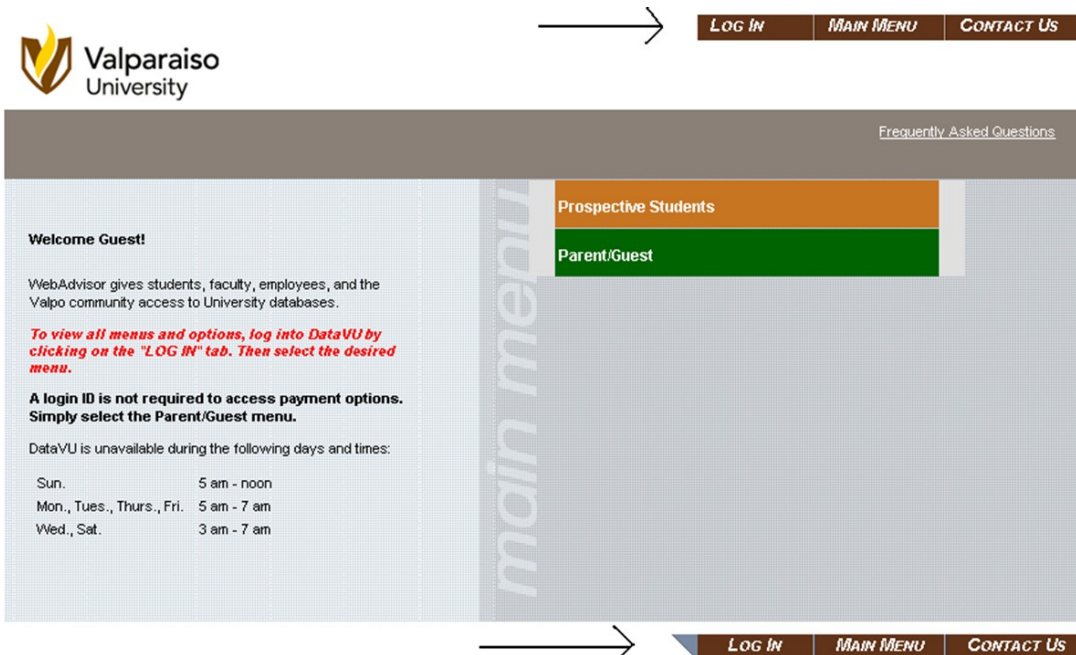
1. Take cash to the automated kiosk, P.H.I.L., (located in the Harre Union, room 245).

- Funds deposited on P.H.I.L. are available for immediate use.
- For your convenience, you may also check all of your OneCard account balances on P.H.I.L.

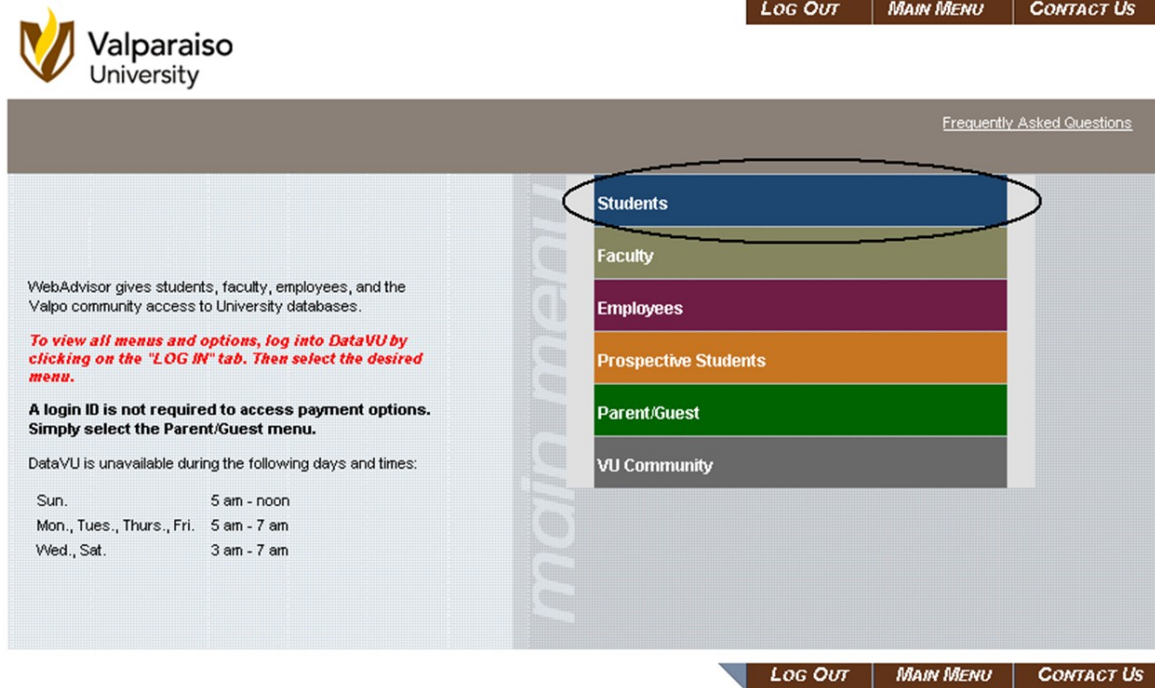
2. Take a check or cash to the Cashier's Office in Kretzmann Hall – these funds are available the same day.

3. Using DataVU

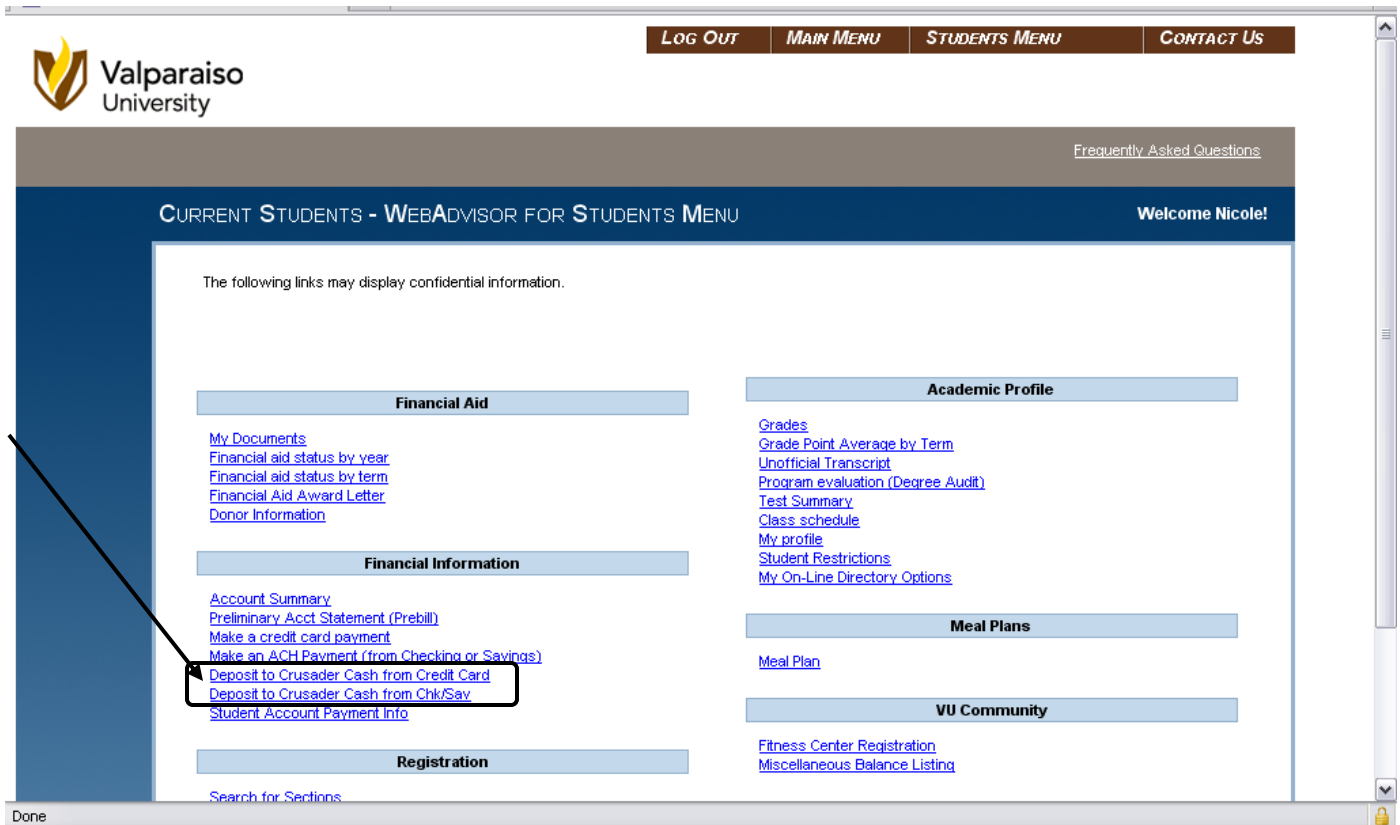
Visit <https://datavu.valpo.edu> ; This is the initial log-in screen. You can log in at the top or bottom.



Choose "Students" on the right menu.



Under the "Financial Information" heading, select "Deposit to Crusader Cash from Credit Card" or "Deposit to Crusader Cash from Chk/Sav".



Choose the "Crusader Cash" radio button under "Payment Types," and fill out the rest of the form with your information.

TUITION MANAGEMENT SYSTEMS
• Helping Families Afford Education®

PAY IN FULL

STEP 1 STEP 2 **FINAL STEP**

Step 2 - Credit Card Information

Valparaiso University - Crusader Cash

Student Information:

First Name: M.I.: Last Name:

School Student ID:

Payment Type:
 Crusader Cash (Laundry, ETC)

Account Information: Same As Student

Please enter the name exactly as it appears on the account.

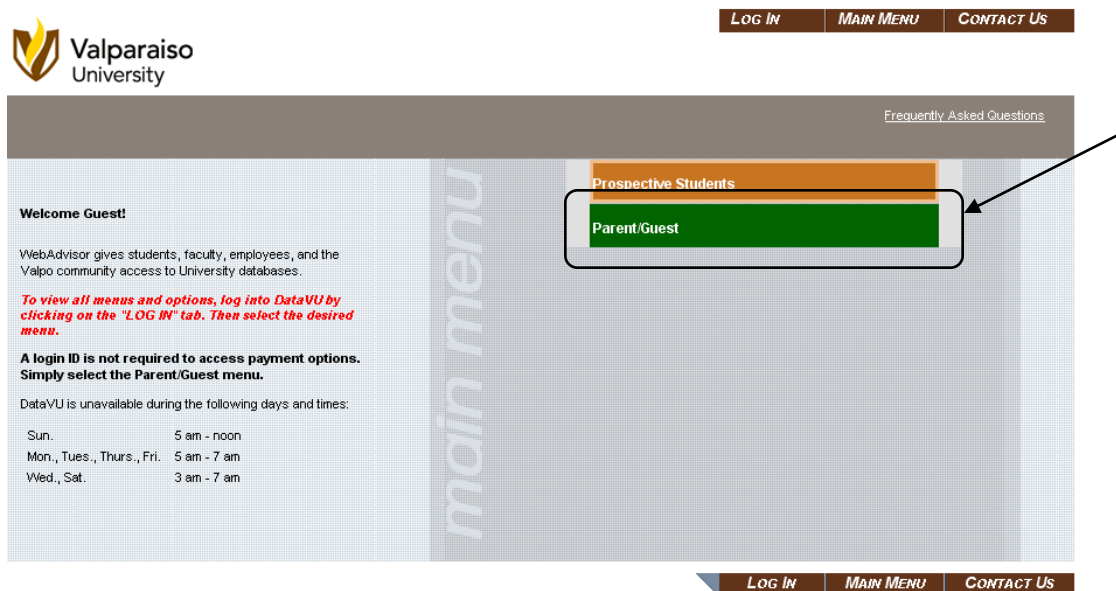
Name on Card:

Country: United States Other Country

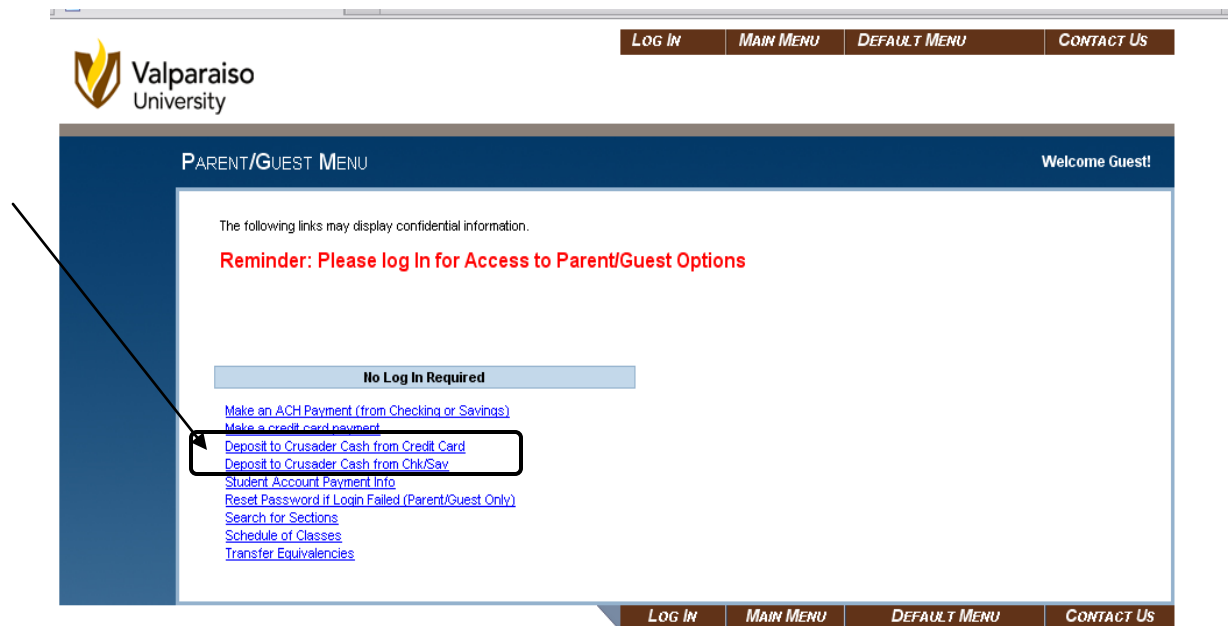
- Enter the desired amount in the field for Crusader Cash.
- Allow 48-72 hours for the funds to be available.
- This payment method includes a convenience fee.
- Visa is not accepted.

Parents can also deposit funds through DataVU into your Crusader Cash Account if you provide them with your student ID number, located on the front of your OneCard ID.

Parents will first need to go to <https://datavu.valpo.edu> and choose Parent/Guest.



Next, they will choose "Deposit to Crusader Cash from Credit Card" or "Deposit to Crusader Cash from Chk/Sav". No log in information is required for parents to add funds to Crusader Cash.



Finally, to add funds to Crusader Cash, choose the Crusader Cash radio button and fill in the required information, including student ID number.

TUITION MANAGEMENT SYSTEMS
* Helping Families Afford Education*

PAY IN FULL

STEP 1 STEP 2 **FINAL STEP**

Step 2 - Credit Card Information

Valparaiso University - Crusader Cash

Student Information:

First Name: M.I.: Last Name:

School Student ID:

Payment Type:

Crusader Cash (Laundry, ETC)

Account Information: Same As Student

Please enter the name exactly as it appears on the account.

Name on Card:

Country: United States Other Country

Please remember:

- Allow 48-72 hours for the funds to be available.
- This payment method includes a convenience fee.
- Visa is not accepted.

You can also call 888.356.0350, choose option 2, then option 3 to make a one-time payment. A convenience fee is also charged for this service, and you must allow 48-72 hours for funds to be available. Visa is not accepted.