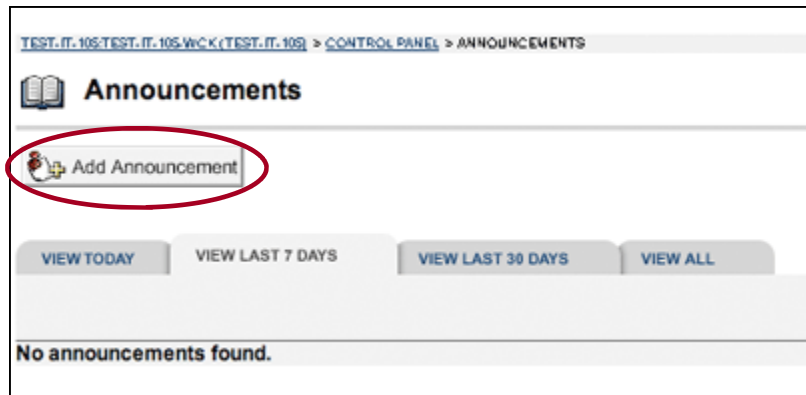


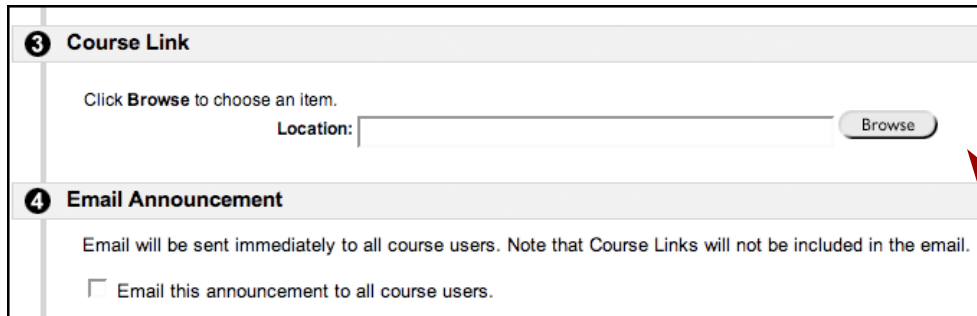
Announcements

Announcements in Bb 7.2 has new features that will enhance the content that you place in your courses.

You will still be able to add announcements to your classes as before using the Add Announcement button in the Announcements area.



A new feature that has been added to Announcements is the ability to email your class the announcement as soon as it is created. Additionally, the Visual Text box editor and a section for a course link have been added as options.

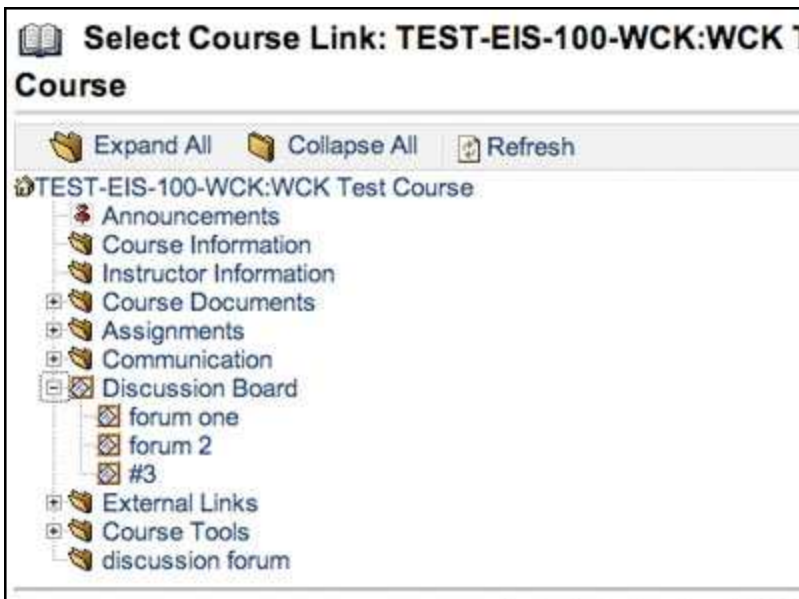


Email your students in addition to posting the announcement. They will have the information in their inbox as well as on CourseVU.

The course link will allow you to create a link directly to a quiz, test, discussion board or any other area in your course.

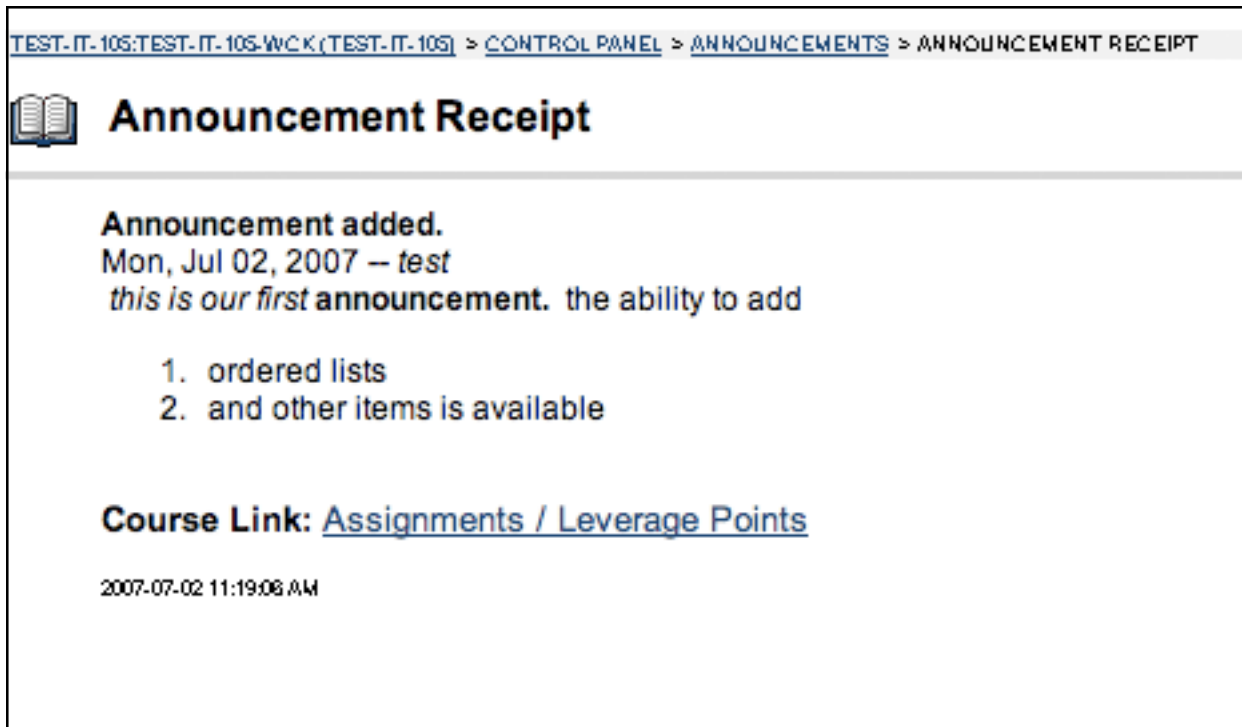
If you clicked on the browse button, you will be taken to a page like the one on the right.

In this page, you can browse to the desired file or folder and then click submit.



The screenshot shows a web interface for selecting a course link. At the top, it says "Select Course Link: TEST-EIS-100-WCK:WCK 1". Below this is a section titled "Course" with a tree view of folders. The folders include "Expand All", "Collapse All", and "Refresh". The main tree view shows "TEST-EIS-100-WCK:WCK Test Course" expanded, with sub-folders: "Announcements", "Course Information", "Instructor Information", "Course Documents", "Assignments", "Communication", "Discussion Board", "External Links", "Course Tools", and "discussion forum". The "Discussion Board" folder is expanded, showing sub-items: "forum one", "forum 2", and "#3".

If you send the announcement out via email, after you click submit, you will get an Announcement Receipt in CourseVU. It will have the text of the announcement as well as a Course Link (if used). You can navigate away from the receipt using the breadcrumbs above it.



The screenshot shows an "Announcement Receipt" page. At the top, there is a breadcrumb trail: "TEST-IT-105:TEST-IT-105-WCK (TEST-IT-105) > CONTROL PANEL > ANNOUNCEMENTS > ANNOUNCEMENT RECEIPT". Below the breadcrumb is a book icon and the title "Announcement Receipt". The main content area contains the following text:
Announcement added.
Mon, Jul 02, 2007 – test
this is our first announcement. the ability to add

1. ordered lists
2. and other items is available

Course Link: [Assignments / Leverage Points](#)
2007-07-02 11:19:06 AM