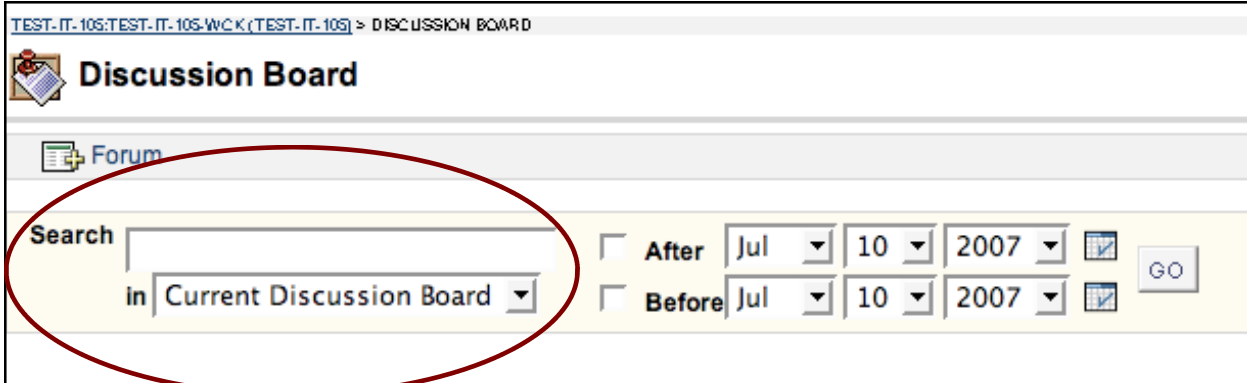




Discussion Board

The Discussion Board in 7.2 has new features that you will want to use during your next class.



TEST-IT-105:TEST-IT-105-WCK(TEST-IT-105) > DISCUSSION BOARD

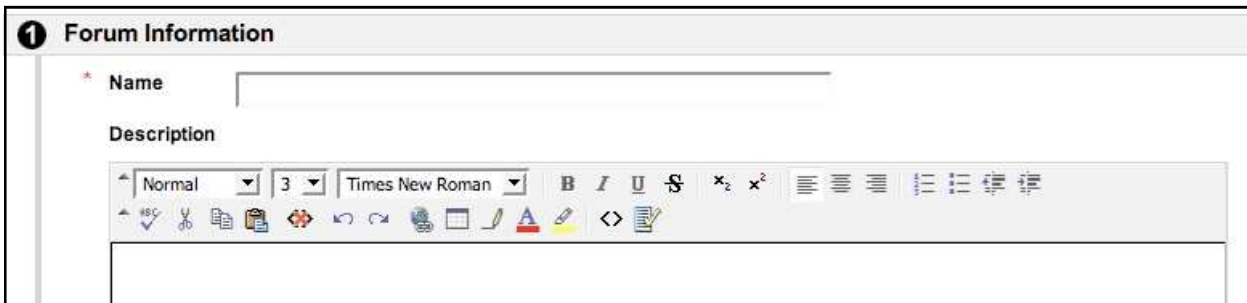
 **Discussion Board**

 Forum

Search After Jul 10 2007

in Before Jul 10 2007



A search feature has been added to the Discussion Board. You now have the ability to search for specific text within the current discussion board or in all forums in the course. Narrow your search by specific date if you have a time period that was use.




1 Forum Information

* Name

Description

Normal 3 Times New Roman B I U x_2 x^2  



The forum will need to be named appropriately (ie, Chapter One Discussion or something similar).

Feel free to add a description to the forum as well for your benefit. You might want to list some information about what you would like to see happen in the forum with the postings.

2 Forum Settings

- Allow anonymous posts
- Allow author to remove own posts
 - All posts
 - Only posts with no replies
- Allow author to modify own published posts
- Allow file attachments
- Allow members to create new threads
- Allow members to subscribe to threads
- Allow members to rate posts
- Force moderation of posts
- Grade
 - No grading in forum
 - Grade forum: Points possible:
 - Grade threads

There are new Forum Settings that bear some explanation:

- Allow anonymous posts— posts can be delivered anonymously by either the student or the professor
- Allow author to remove own posts
 - All posts— Author can remove any post that they have created
 - Only posts with no replies — Keeps the integrity of the original post if students reply to the discussion
- Allow author to modify own published posts — Allows the author to edit or change their own posts
- Allow file attachments — the ability to attach documents, photos, etc.
- Allow members to create new threads — students would be able to create new discussion topics
- Allow members to subscribe to threads — gives you the ability to only view specific threads
- Allow members to rate posts —
- Force moderation of posts — The Professor/Moderator will need to approve all posts
- Grade — you can either select to not grade the forums or grade either the forum itself or individual threads
 - No grading in forum
 - Grade forum — gives you the ability to grade on the entire forum using a # of points possible
 - Grade threads — selecting this will give you the ability to evaluate participants on performance in each thread

Grade User Participation in a Forum

Follow these steps to evaluate performance in a forum.

1. Open the Discussion Board. A list of forums will appear. For each forum that may be graded, an icon will appear in the Grade column.
2. Click the icon in the Grade column. Only users with a forum role of Grader or Manager may enter a grade for a forum. A Grader may not view their own work.
3. A list of users will appear. Click Grade for a user.
4. A collection of the user's posts in the forum will appear. Evaluate the posts and assign a Grade.
5. Click Submit to add the grade to the Gradebook.

Grade User Participation in a Thread

Follow these steps to evaluate performance within a thread.

1. Open a Discussion Board and then open a forum and select a thread.
2. Click Grade Thread. This button will only appear to users with a forum role of Grader or Manager.
3. A list of users will appear. Click Grade for a user.
4. A collection of the user's posts in the Thread will appear. Evaluate the posts and assign a Grade. Click Submit to add the grade to the Gradebook.