

Visual Text Box Editor

The Visual Text Box Editor (VTBE) in Bb 7.2 has new features that will enhance the content that you place in your courses. By default, text will appear as left-justified 12 pt Arial.

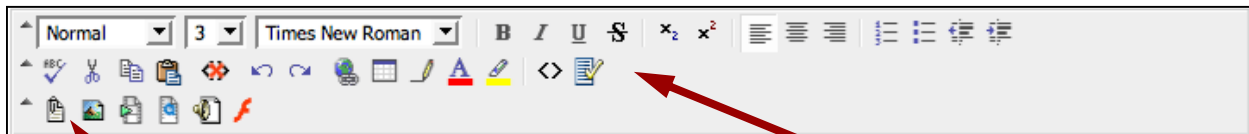
The following Windows Operating System browsers will support the Visual Text Editor:

- Microsoft Internet Explorer 6.0
- Mozilla Firefox 1.0
- Netscape 8.0

On Macintosh systems, the following browsers are compatible:

- Safari 2.0
- Mozilla Firefox 1.0

The Visual Text Editor will be found in Content Edit areas.

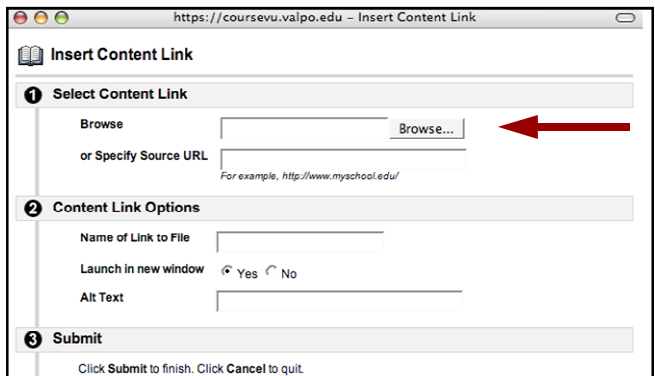


Embed Multimedia within your Content area. The items you may insert are:

- File (document, etc)
- Image
- MPEG/AVI
- Quicktime

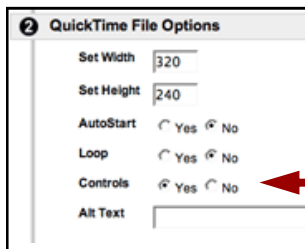
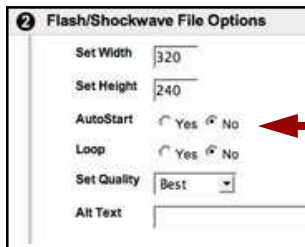
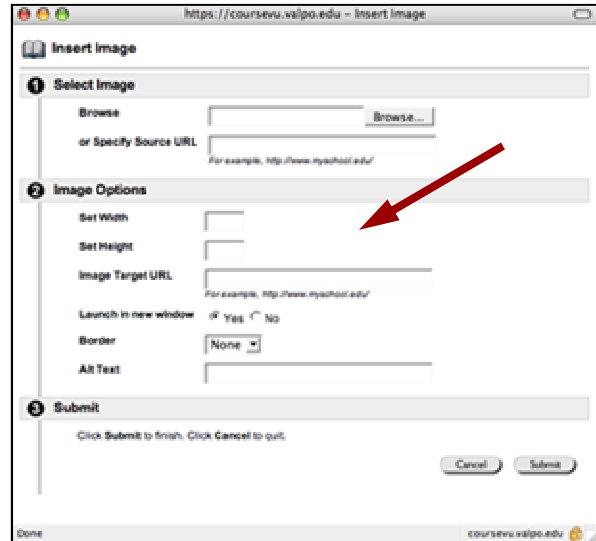
The VTBE also has the standard features one would use for editing text:

- Bold/Italics/Under/Strike
- Justification
- Bullets/Indentation
- Spell Check
- Copy/Paste/Cut/Undo



When you insert a file into the text field, you will be prompted to browse for the file as well as some other information that is used in CourseVU

Inserting an image into the editor can be done through the media embed options. Once again, browse for the image on your hard drive or g: drive. You can resize the image, give it a target URL, add alternate text as well as other options.



When inserting media into text box editor, you are able to change the size of the file, allow looping, quality (flash) and play controls (for video and audio)

- **Autostart** allows a file to automatically start when accessed on the server.
- **Looping** will cause the file to play over and over when it reaches the end
- By selecting yes on the **Controls**, this will enable the controls (play, stop, ff, rw) for the media.