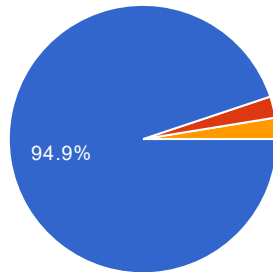


# 39 responses

---

## Summary

### Consent

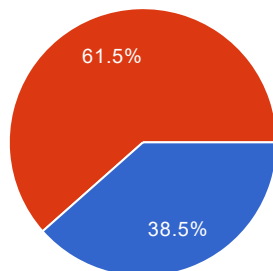


I am 18 or older	<b>37</b>	94.9%
I am under 18 years old	<b>1</b>	2.6%
I do not wish to provide this information.	<b>1</b>	2.6%

## General and Academic Demographics

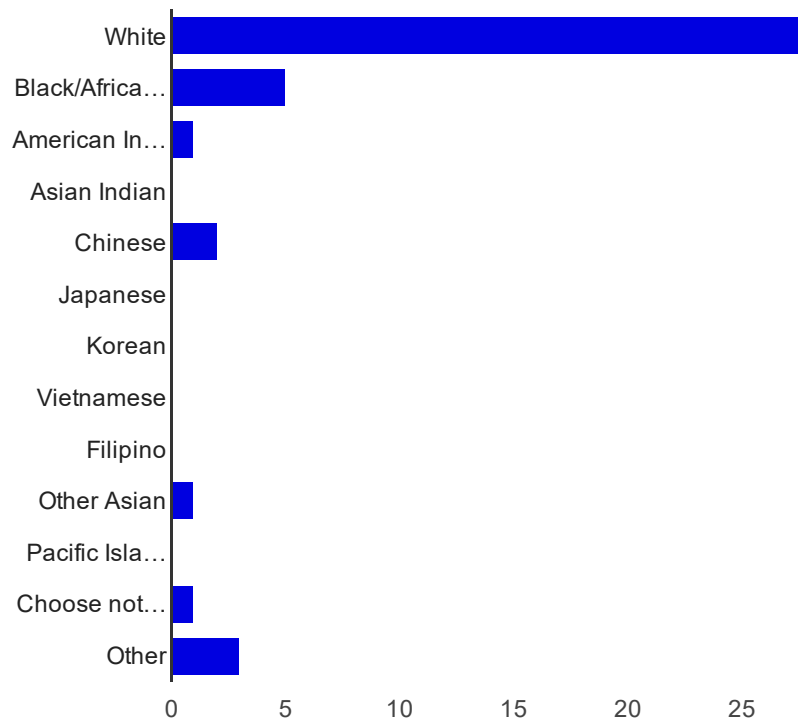
### Basic Demographics

#### Gender



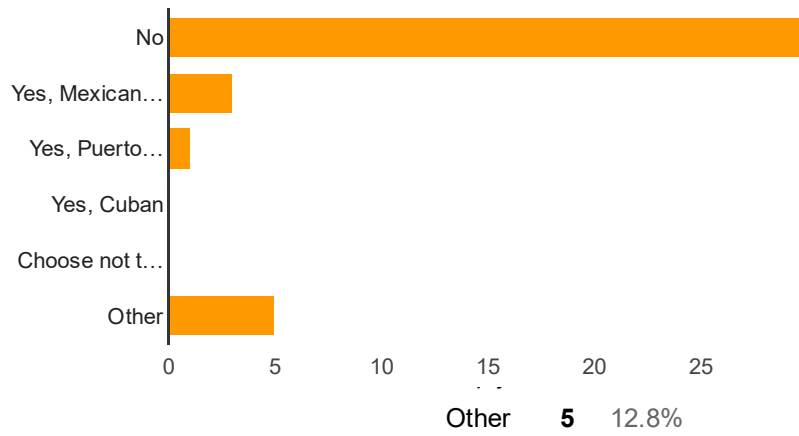
Identify as Female	<b>15</b>	38.5%
Identify as Male	<b>24</b>	61.5%
Choose not to reply	<b>0</b>	0%

## Race/Ethnicity



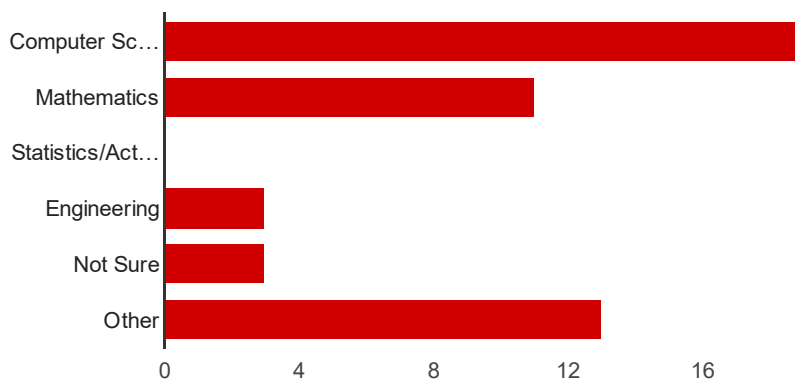
White	<b>28</b>	71.8%
Black/African American	<b>5</b>	12.8%
American Indian or Alaska Native	<b>1</b>	2.6%
Asian Indian	<b>0</b>	0%
Chinese	<b>2</b>	5.1%
Japanese	<b>0</b>	0%
Korean	<b>0</b>	0%
Vietnamese	<b>0</b>	0%
Filipino	<b>0</b>	0%
Other Asian	<b>1</b>	2.6%
Pacific Islander	<b>0</b>	0%
Choose not to reply	<b>1</b>	2.6%
Other	<b>3</b>	7.7%

## Hispanic, Latino, or Spanish origin?



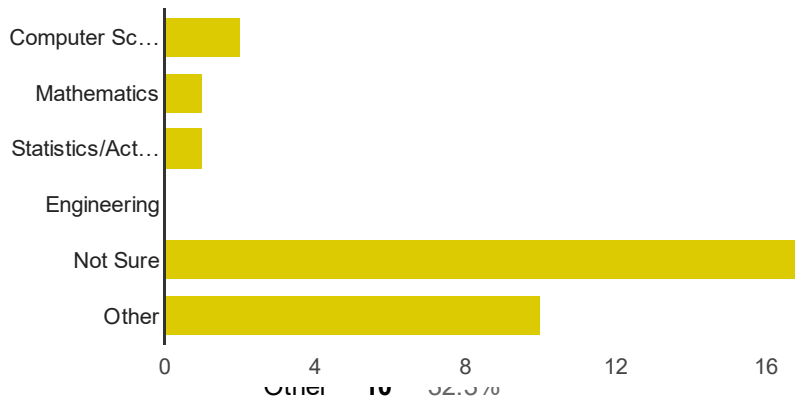
## Academic Demographics

Which major(s) have you declared or plan to declare?



Computer Science	19	48.7%
Mathematics	11	28.2%
Statistics/Actuarial Science	0	0%
Engineering	3	7.7%
Not Sure	3	7.7%
Other	13	33.3%

Which minor(s) have you declared or plan to declare?



## What brought you to this Course

**Valpo Visit Day (Saturday Event) [How often, if at all did you participate in any of the following events or activities hosted by Valparaiso University ON CAMPUS?]**




Never	<b>26</b>	66.7%
Once	<b>12</b>	30.8%
More than Once	<b>1</b>	2.6%

**Admitted Student Days (Spring Semester) [How often, if at all did you participate in any of the following events or activities hosted by Valparaiso University ON CAMPUS?]**



Never	<b>29</b>	76.3%
Once	<b>9</b>	23.7%
More than Once	<b>0</b>	0%

**Overnight Visit through the Admissions Office [How often, if at all did you participate in any of the following events or activities hosted by Valparaiso University ON CAMPUS?]**



Never	<b>28</b>	71.8%
Once	<b>10</b>	25.6%
More than Once	<b>1</b>	2.6%

**Weekday Visit through the Admissions Office [How often, if at all did you participate in any of the following events or activities hosted by Valparaiso University ON CAMPUS?]**



Never	<b>24</b>	61.5%
Once	<b>13</b>	33.3%
More than Once	<b>2</b>	5.1%

**MSEED All-Star Day (November) [How often, if at all did you participate in any of the following events or activities hosted by Valparaiso University ON CAMPUS?]**



Never	<b>37</b>	94.9%
Once	<b>1</b>	2.6%
More than Once	<b>1</b>	2.6%

**MSEED Scholarship Day (February) [How often, if at all did you participate in any of the following events or activities hosted by Valparaiso University ON CAMPUS?]**



Never	<b>35</b>	89.7%
Once	<b>4</b>	10.3%
More than Once	<b>0</b>	0%

**Christ College's Honors Visit Day (February) [How often, if at all did you participate in any of the following events or activities hosted by Valparaiso University ON CAMPUS?]**



Never	<b>38</b>	100%
Once	<b>0</b>	0%
More than Once	<b>0</b>	0%

**Meet with a Professor [How often, if at all did you participate in any of the following events or activities hosted by Valparaiso University ON CAMPUS?]**



Never	<b>17</b>	43.6%
Once	<b>13</b>	33.3%
More than Once	<b>9</b>	23.1%

**Take a Tour of Campus [How often, if at all did you participate in any of the following events or activities hosted by Valparaiso University ON CAMPUS?]**



Never	<b>10</b>	25.6%
Once	<b>16</b>	41%
More than Once	<b>13</b>	33.3%

**Chat with an Admissions Counselor [How often, if at all did you participate in any of the following events or activities hosted by Valparaiso University ON CAMPUS?]**



Never	<b>14</b>	36.8%
Once	<b>15</b>	39.5%
More than Once	<b>9</b>	23.7%

**Sit in On a Class [How often, if at all did you participate in any of the following events or activities hosted by Valparaiso University ON CAMPUS?]**



Never	<b>24</b>	63.2%
Once	<b>9</b>	23.7%
More than Once	<b>5</b>	13.2%

**Admission Counselor Spoke at your high school [How often, if at all, did you participate in any of the following events or activities hosted by Valparaiso University OFF CAMPUS or through the INTERNET/SOCIAL MEDIA?]**



Never	<b>33</b>	84.6%
Once	<b>4</b>	10.3%
More than Once	<b>2</b>	5.1%

**College Fair in your community (Valpo had a table) [How often, if at all, did you participate in any of the following events or activities hosted by Valparaiso University OFF CAMPUS or through the INTERNET/SOCIAL MEDIA?]**



Never	<b>30</b>	76.9%
Once	<b>6</b>	15.4%
More than Once	<b>3</b>	7.7%


**Reception in your community (private event for admitted students) [How often, if at all, did you participate in any of the following events or activities hosted by Valparaiso University OFF CAMPUS or through the INTERNET/SOCIAL MEDIA?]**



Never	<b>38</b>	97.4%
Once	<b>1</b>	2.6%
More than Once	<b>0</b>	0%

**Talk on the phone with a Valpo Ambassador in Admissions (current student) [How often, if at all, did you participate in any of the following events or activities hosted by Valparaiso University OFF CAMPUS or through the INTERNET/SOCIAL MEDIA?]**





Never	<b>23</b>	59%
Once	<b>13</b>	33.3%
More than Once	<b>3</b>	7.7%

**Talk on the phone with your Valpo Admission Counselor [How often, if at all, did you participate in any of the following events or activities hosted by Valparaiso University OFF CAMPUS or through the INTERNET/SOCIAL MEDIA?]**



Never	<b>22</b>	56.4%
Once	<b>10</b>	25.6%
More than Once	<b>7</b>	17.9%

**Email with your Valpo Admissions Counselor [How often, if at all, did you participate in any of the following events or activities hosted by Valparaiso University OFF CAMPUS or through the INTERNET/SOCIAL MEDIA?]**



Never	<b>12</b>	30.8%
Once	<b>14</b>	35.9%
More than Once	<b>13</b>	33.3%

**Participate on any Valpo Facebook page [How often, if at all, did you participate in any of the following events or activities hosted by Valparaiso University OFF CAMPUS or through the INTERNET/SOCIAL MEDIA?]**



Once	12	30.8%
More than Once	7	17.9%

**Participate in the Admissions Office Tumblr page [How often, if at all, did you participate in any of the following events or activities hosted by Valparaiso University OFF CAMPUS or through the INTERNET/SOCIAL MEDIA?]**



Never	39	100%
Once	0	0%
More than Once	0	0%

**Follow Valpo Twitter Feeds [How often, if at all, did you participate in any of the following events or activities hosted by Valparaiso University OFF CAMPUS or through the INTERNET/SOCIAL MEDIA?]**



Never	34	87.2%
Once	2	5.1%
More than Once	3	7.7%

**Visit Valpo's website for information about the university [How often, if at all, did you participate in any of the following events or activities hosted by Valparaiso University OFF CAMPUS or through the INTERNET/SOCIAL MEDIA?]**



Once     **5**    13.2%  
 More than Once     **25**    65.8%

**Visit the CIS Department website for information about the major [How often, if at all, did you participate in any of the following events or activities hosted by Valparaiso University OFF CAMPUS or through the INTERNET/SOCIAL MEDIA?]**



Never     **27**    69.2%  
 Once     **5**    12.8%  
 More than Once     **7**    17.9%

**Receive brochures, letters, or other Valpo materials and information [How often, if at all, did you participate in any of the following events or activities hosted by Valparaiso University OFF CAMPUS or through the INTERNET/SOCIAL MEDIA?]**




Never     **8**    20.5%  
 Once     **4**    10.3%  
 More than Once     **27**    69.2%

**High School Class in Computing [What other experiences have you had that led you to this course?]**



Not Sure 1 2.6%

**Science Technology Engineering or Math (STEM) Event in High School [What other experiences have you had that led you to this course?]**




Yes 8 20.5%  
 No 29 74.4%  
 Not Sure 2 5.1%

**STEM Event in Middle School [What other experiences have you had that led you to this course?]**



Yes 1 2.6%  
 No 37 94.9%  
 Not Sure 1 2.6%

**STEM Event in Elementary School [What other experiences have you had that led you to this course?]**



Yes	<b>0</b>	0%
No	<b>38</b>	97.4%
Not Sure	<b>1</b>	2.6%

**Summer Camp for CS/Coding [What other experiences have you had that led you to this course?]**



Yes	<b>4</b>	10.5%
No	<b>34</b>	89.5%
Not Sure	<b>0</b>	0%

**Talk with a High School Guidance Counselor [What other experiences have you had that led you to this course?]**



Yes	<b>6</b>	15.4%
No	<b>32</b>	82.1%
Not Sure	<b>1</b>	2.6%

**Talk with a Professional who Works in Industry [What other experiences have you had that led you to this course?]**



Yes	<b>16</b>	41%
No	<b>23</b>	59%
Not Sure	<b>0</b>	0%

**Computing Contest (e.g. NCWIT Aspirations Awards) [What other experiences have you had that led you to this course?]**



Yes	<b>2</b>	5.1%
No	<b>37</b>	94.9%
Not Sure	<b>0</b>	0%

**Hack-A-Thon [What other experiences have you had that led you to this course?]**



Yes	<b>1</b>	2.6%
No	<b>38</b>	97.4%
Not Sure	<b>0</b>	0%

**Game Design Experience [What other experiences have you had that led you to this course?]**



Yes	<b>4</b>	10.3%
No	<b>35</b>	89.7%
Not Sure	<b>0</b>	0%

**Another college course that involved computing [What other experiences have you had that led you to this course?]**



Yes	<b>7</b>	18.4%
No	<b>30</b>	78.9%
Not Sure	<b>1</b>	2.6%

**A professor recommended it [What other experiences have you had that led you to this course?]**




Yes	<b>15</b>	39.5%
No	<b>21</b>	55.3%
Not Sure	<b>2</b>	5.3%

**Study Abroad [Are you interested in any of the following experiences and opportunities at Valpo?]**



Yes	<b>23</b>	59%
No	<b>14</b>	35.9%
Not Sure	<b>2</b>	5.1%

**Disney Experience [Are you interested in any of the following experiences and opportunities at Valpo?]**




Not Sure **6** 15.8%

**Honors Program [Are you interested in any of the following experiences and opportunities at Valpo?]**



Yes **19** 48.7%  
 No **12** 30.8%  
 Not Sure **8** 20.5%

**Student Work Study [Are you interested in any of the following experiences and opportunities at Valpo?]**



Yes **19** 48.7%  
 No **13** 33.3%  
 Not Sure **7** 17.9%

**Internships [Are you interested in any of the following experiences and opportunities at Valpo?]**





Yes	<b>34</b>	87.2%
No	<b>4</b>	10.3%
Not Sure	<b>1</b>	2.6%

**Research Experiences for Undergraduates (REUs) [Are you interested in any of the following experiences and opportunities at Valpo?]**



Yes	<b>21</b>	53.8%
No	<b>12</b>	30.8%
Not Sure	<b>6</b>	15.4%

**Tutoring or TAing [Are you interested in any of the following experiences and opportunities at Valpo?]**



Yes	<b>21</b>	53.8%
No	<b>12</b>	30.8%
Not Sure	<b>6</b>	15.4%

**Study Groups [Are you interested in any of the following experiences and opportunities at Valpo?]**



Yes	<b>21</b>	53.8%
No	<b>13</b>	33.3%

Not Sure 5 12.8%

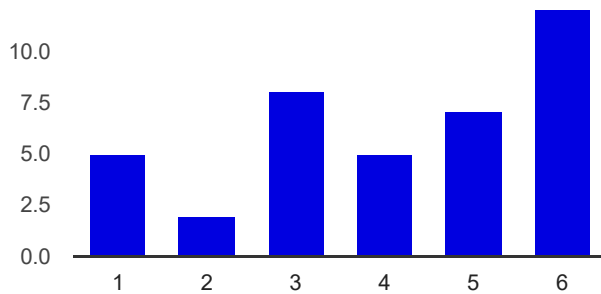
### Computing Clubs/Extracurriculars [Are you interested in any of the following experiences and opportunities at Valpo?]



Yes 17 43.6%  
No 16 41%  
Not Sure 6 15.4%

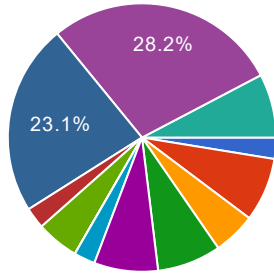
### Interest In Computing

#### How disinterested or interested are you in majoring or minoring in Computer Science?



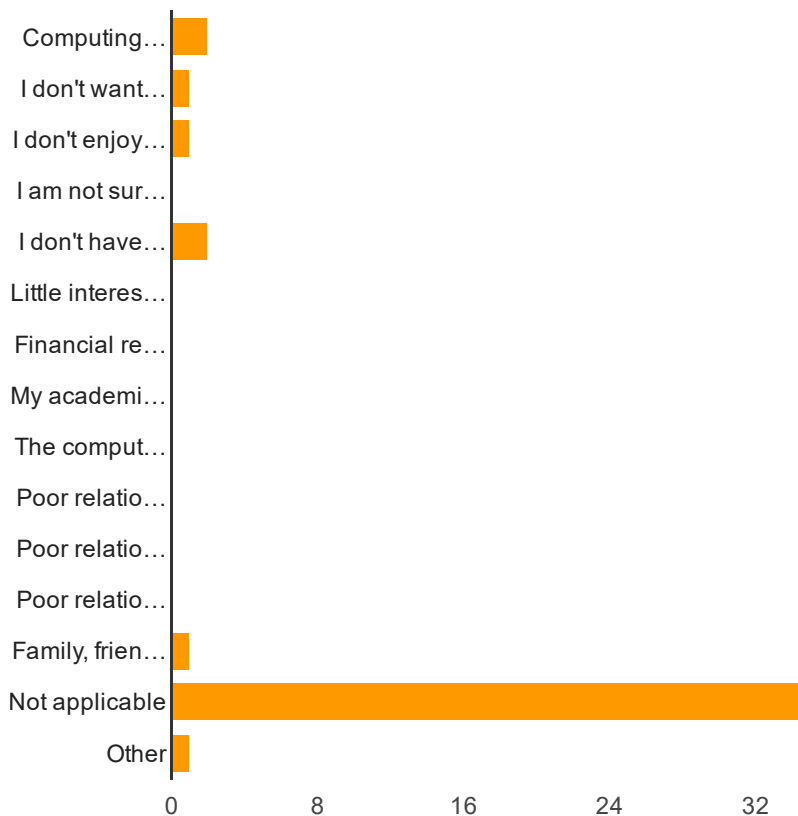
Extremely Disinterested: 1 5 12.8%  
2 2 5.1%  
3 8 20.5%  
4 5 12.8%  
5 7 17.9%  
Extremely Interested: 6 12 30.8%

#### What is your MAIN REASON for choosing (or being interested in) a computing major/minor.



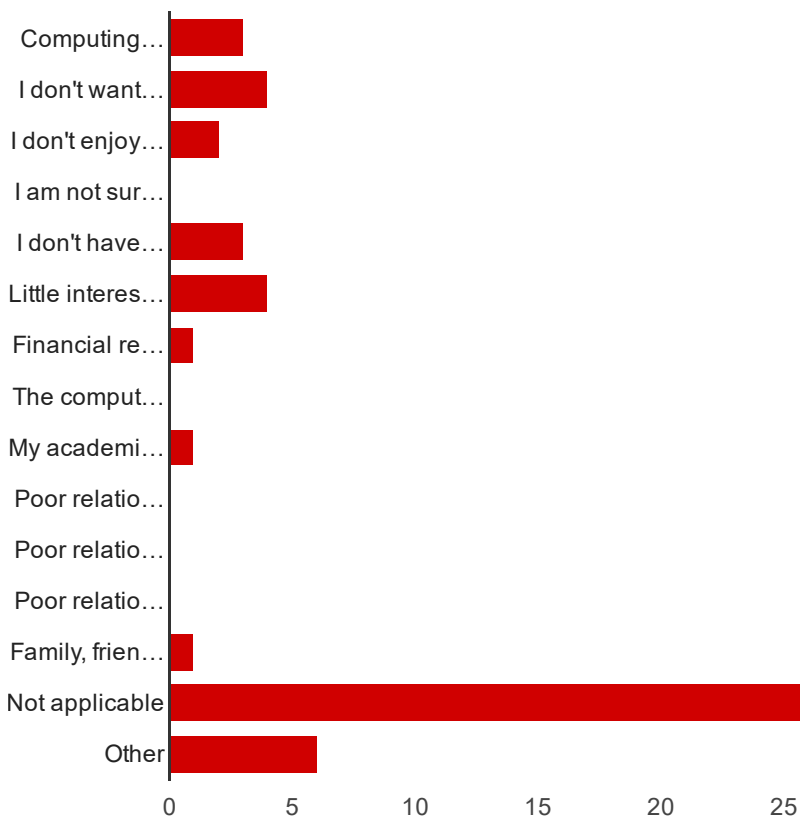
Good at math or science	1	2.6%
Financial opportunities after graduation	3	7.7%
Opportunity to be creative	2	5.1%
Interest in helping people or society	3	7.7%
Interest in computer games	3	7.7%
Interest in solving problems with computing	1	2.6%
Recommended by family, friends, etc.	0	0%
Interest in understanding what makes a computer work.	2	5.1%
Like to program computers	1	2.6%
Enjoy working with computers	9	23.1%
Not applicable / no answer	11	28.2%
Other	3	7.7%

### If you are thinking about changing to a different major/minor...



Computing major/minor courses are too difficult	2	5.1%
I don't want to do the kind of work that the major/minor leads to	1	2.6%
I don't enjoy the major/minor courses	1	2.6%
I am not sure what jobs are available for students with a computing degree	0	0%
I don't have confidence that I could succeed in computing	2	5.1%
Little interest in the computing subject matter	0	0%
Financial reasons	0	0%
My academic performance in computing to date	0	0%
The computer assignments require too much time	0	0%
Poor relations with computing professor(s)	0	0%
Poor relations with computing teaching assistants (TAs)	0	0%
Poor relations with other students in the computing major/minor	0	0%
Family, friends, etc. recommended I change	1	2.6%
Not applicable	35	89.7%
Other	1	2.6%

**If you are NOT going to major or minor in computing...**

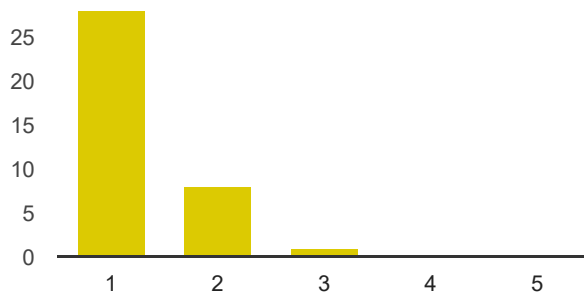


Computing major/minor courses are too difficult	3	7.7%
I don't want to do the kind of work that the major/minor leads to	4	10.3%

I don't enjoy the major/minor courses	<b>2</b>	5.1%
I am not sure what jobs are available for students with a computing degree	<b>0</b>	0%
I don't have confidence that I could succeed in computing	<b>3</b>	7.7%
Little interest in the computing subject matter	<b>4</b>	10.3%
Financial reasons	<b>1</b>	2.6%
The computer assignments require too much time	<b>0</b>	0%
My academic performance in computing to date	<b>1</b>	2.6%
Poor relations with computing professor(s)	<b>0</b>	0%
Poor relations with computing teaching assistants (TAs)	<b>0</b>	0%
Poor relations with other students in the computing major/minor	<b>0</b>	0%
Family, friends, etc. recommended I change	<b>1</b>	2.6%
Not applicable	<b>26</b>	66.7%
Other	<b>6</b>	15.4%

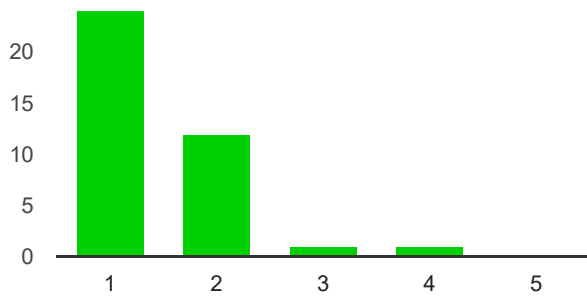
## Computer Attitude Scale for Freshmen

**I feel discomfort when I have to use the keyboard**

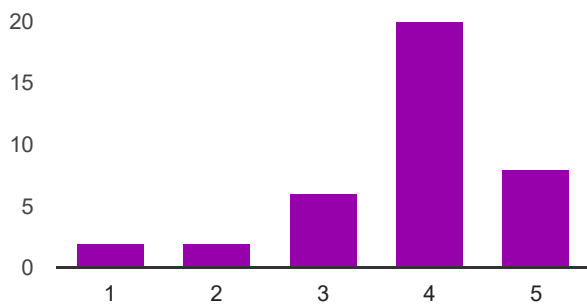


Strongly disagree: 1	<b>28</b>	75.7%
2	<b>8</b>	21.6%
3	<b>1</b>	2.7%
4	<b>0</b>	0%
Strongly agree: 5	<b>0</b>	0%

**I feel uneasy on the prospect of connecting computer's cables (keyboard, printer, etc.)**

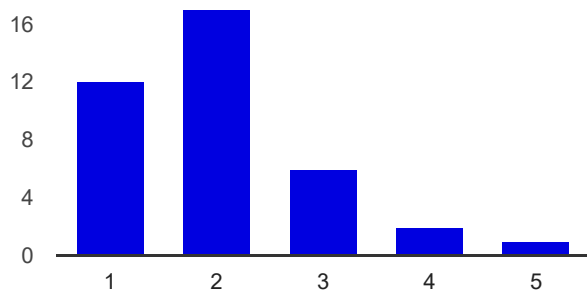


**I feel at ease using complicated electronic devices**



Strongly disagree: 1	<b>2</b>	5.3%
2	<b>2</b>	5.3%
3	<b>6</b>	15.8%
4	<b>20</b>	52.6%
Strongly agree: 5	<b>8</b>	21.1%

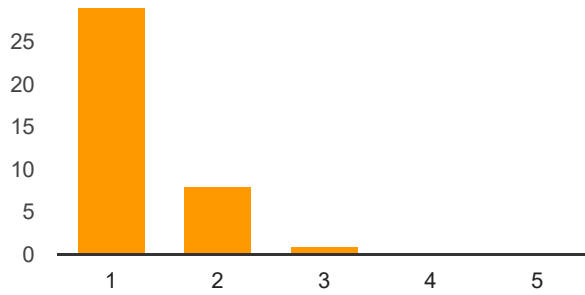
**The thought that I may make a mistake that will cause computer malfunction really scares me**



Strongly disagree: 1	<b>12</b>	31.6%
2	<b>17</b>	44.7%

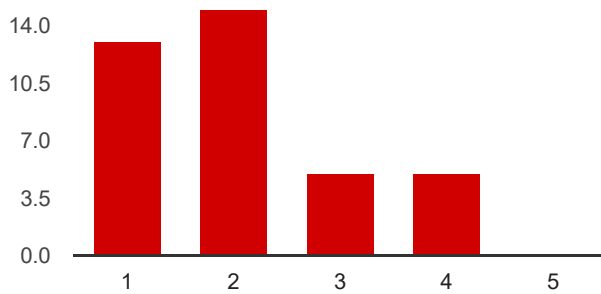
	3	<b>6</b>	15.8%
	4	<b>2</b>	5.3%
Strongly agree:	5	<b>1</b>	2.6%

**When I use or am about to use a computer, I feel anxious**



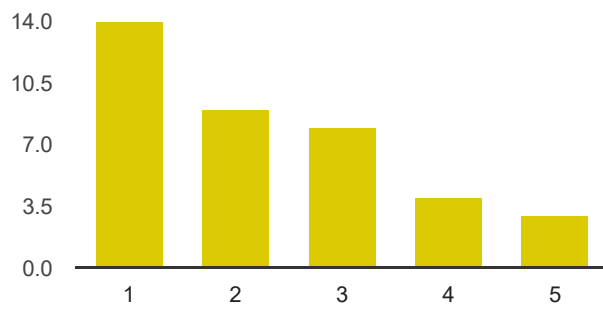
Strongly disagree:	1	<b>29</b>	76.3%
	2	<b>8</b>	21.1%
	3	<b>1</b>	2.6%
	4	<b>0</b>	0%
Strongly agree:	5	<b>0</b>	0%

**I feel uneasy when I am present at discussions that concern computers' technical characteristics**



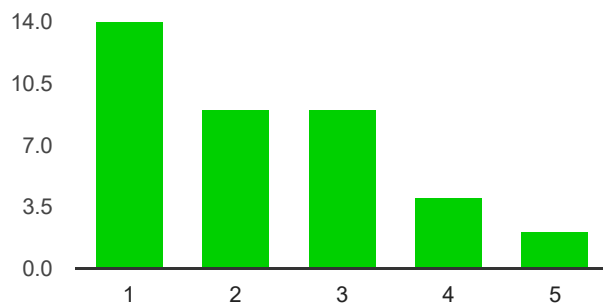
Strongly disagree:	1	<b>13</b>	34.2%
	2	<b>15</b>	39.5%
	3	<b>5</b>	13.2%
	4	<b>5</b>	13.2%
Strongly agree:	5	<b>0</b>	0%

**I feel I don't have adequate knowledge to meet the department's needs regarding computer use**



Strongly disagree: 1	<b>14</b>	36.8%
2	<b>9</b>	23.7%
3	<b>8</b>	21.1%
4	<b>4</b>	10.5%
Strongly agree: 5	<b>3</b>	7.9%

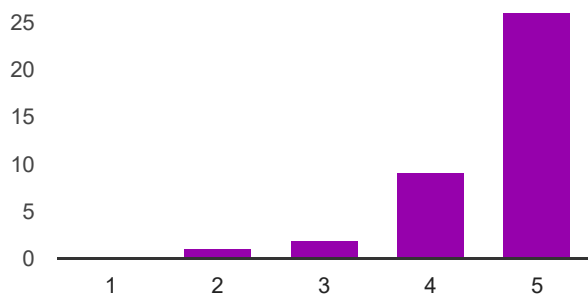
**I feel uncomfortable when I sit next to experienced computer users**



Strongly disagree: 1	<b>14</b>	36.8%
2	<b>9</b>	23.7%
3	<b>9</b>	23.7%
4	<b>4</b>	10.5%
Strongly agree: 5	<b>2</b>	5.3%

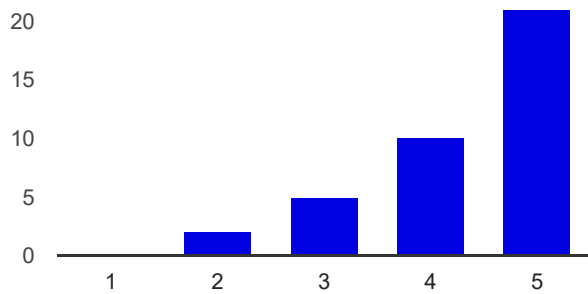
**I believe that computers are essential tools in work and education**





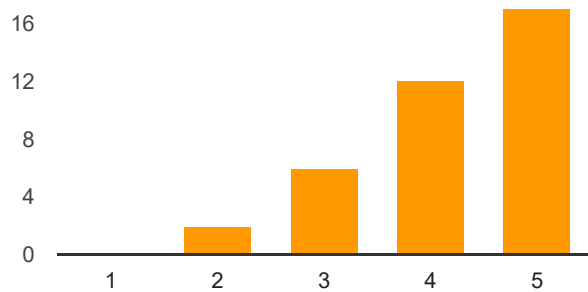
4 **9** 23.7%  
 Strongly agree: 5 **26** 68.4%

### Computers make our life better



Strongly disagree: 1 **0** 0%  
 2 **2** 5.3%  
 3 **5** 13.2%  
 4 **10** 26.3%  
 Strongly agree: 5 **21** 55.3%

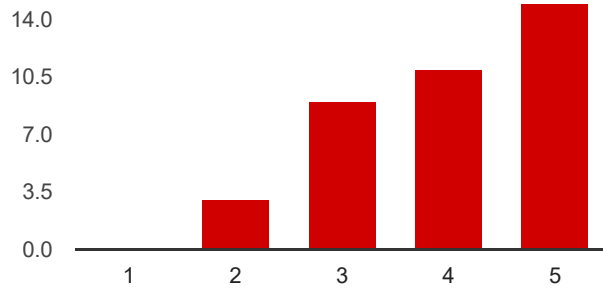
### Computers improve people's communication



Strongly disagree: 1 **0** 0%

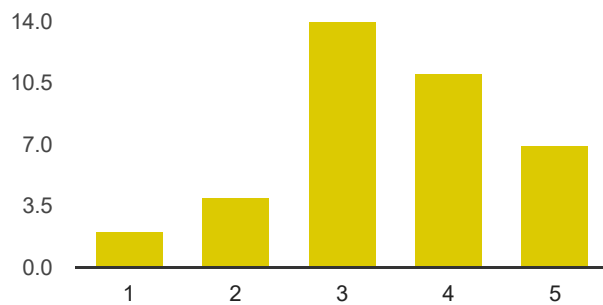
	2	2	5.4%
	3	6	16.2%
	4	12	32.4%
Strongly agree:	5	17	45.9%

### I always look forward to using a computer



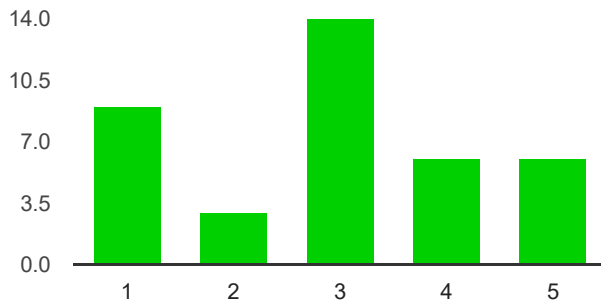
Strongly disagree:	1	0	0%
	2	3	7.9%
	3	9	23.7%
	4	11	28.9%
Strongly agree:	5	15	39.5%

### I enjoy programming



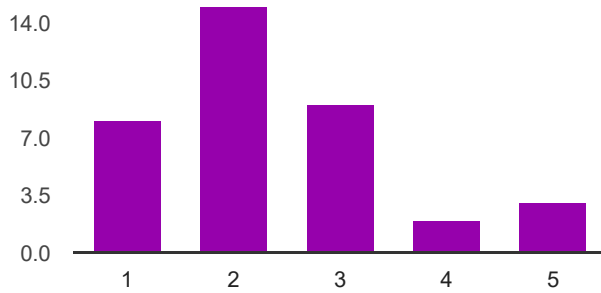
Strongly disagree:	1	2	5.3%
	2	4	10.5%
	3	14	36.8%
	4	11	28.9%
Strongly agree:	5	7	18.4%

### I eagerly anticipate working as a computer specialist



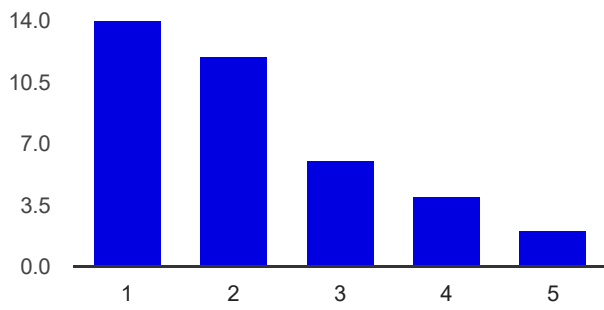
Strongly disagree: 1	<b>9</b>	23.7%
2	<b>3</b>	7.9%
3	<b>14</b>	36.8%
4	<b>6</b>	15.8%
Strongly agree: 5	<b>6</b>	15.8%

**I feel uncomfortable with the prospect of spending long hours in front of a computer**



Strongly disagree: 1	<b>8</b>	21.6%
2	<b>15</b>	40.5%
3	<b>9</b>	24.3%
4	<b>2</b>	5.4%
Strongly agree: 5	<b>3</b>	8.1%

**I am afraid that continuous work with the computer will harm me physically**



**Finished!**

**Thank you for your help and responses!**

**Number of daily responses**

