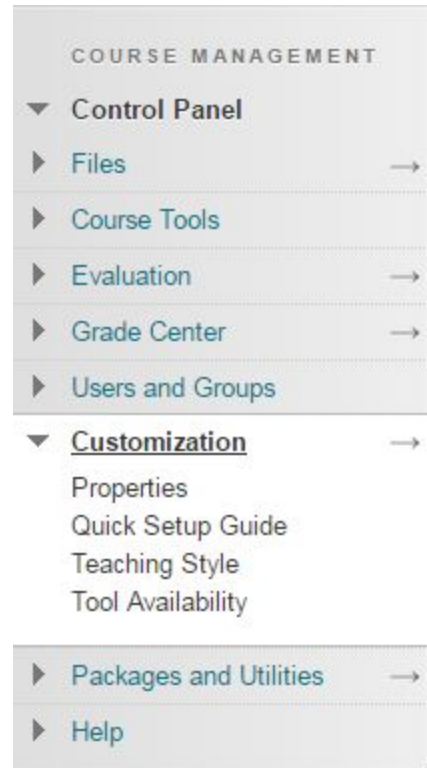


Provisioning Directly from a Course

To provision directly from a course, first login as an instructor for the course you'd like to provision. Logging in as a TA will not grant you the access you need.

Navigate to the desired course on <https://blackboard.valpo.edu>

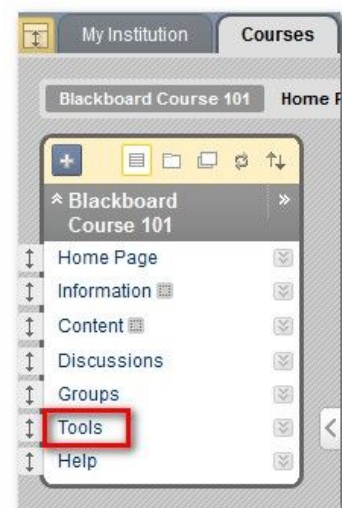
Under Course Management, Select Customization and then Tool Availability.



Scroll down to the Panopto options, and check the first box for Panopto Course Tool Application and the last box for Panopto Video Link. Then, scroll down and select submit.



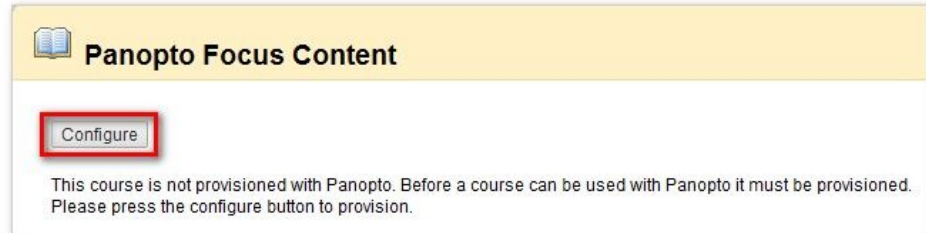
On the course page, click the Tools link in the course menu.



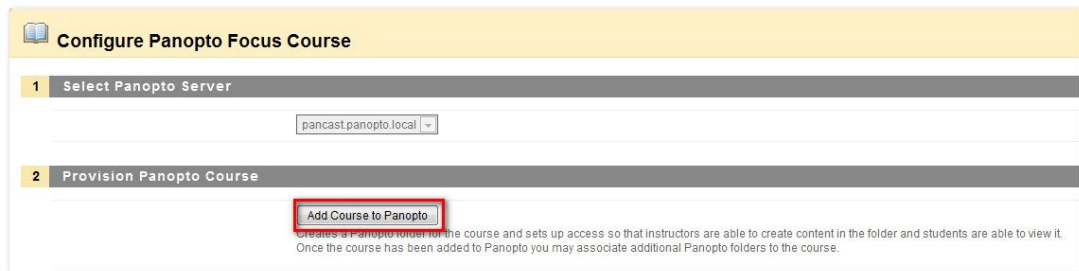
Under Tools, click the Panopto Focus Content link.



Click the Configure button

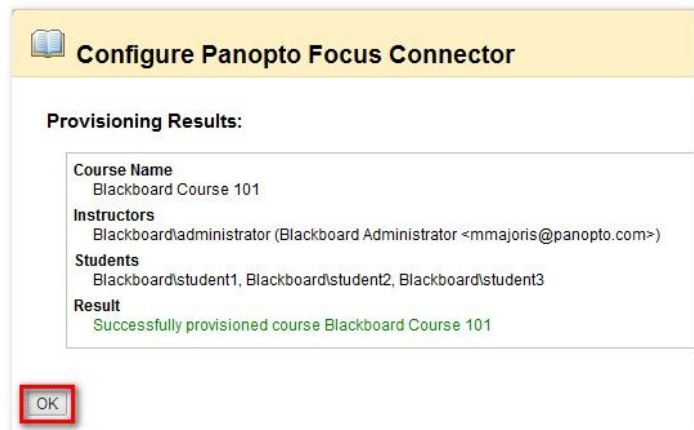


To provision the course, click Add Course to Panopto.



You will see a message telling you that the course has been successfully provisioned.

Click OK to finish.



For further assistance, please email: IT.Law@valpo.edu and an iTicket will be created and submitted to Law IT Staff.