

Career Outcomes Annual Report

**First destination survey outcomes for
the graduates from:
December 2021, May 2022, August 2022**



VALPO



TABLE OF CONTENTS

- 3** Executive Summary
- 4** Class Highlights & Overview
- 5** Geographic Locations
- 6** Graduate & Professional Schools
- 7** Experiential Activities Summary
- 8** Career & Alumni Network Summary
- 9** College of Arts & Sciences
- 10** College of Business
- 11** College of Engineering
- 12** College of Nursing & Health Professions
- 13** Christ College

Compiled by the Valparaiso University Career & Alumni Network



VALPARAISO
UNIVERSITY

Founded 1859

EXECUTIVE SUMMARY

Scope, Methodology and Knowledge Rate

This report represents data compiled about Valparaiso University undergraduate degree recipients who graduated in December 2021, May 2022 and August 2022. Data was collected via online surveys and email solicitations, alumni records, social media research, and input from faculty and staff. Data collection began in November 2021 and concluded in March 2023.

Data was collected on 569 of 675 graduates resulting in a knowledge rate of 84.3%. The knowledge rate is the percentage of graduates for whom reasonable and verifiable information concerning the graduates' post-graduation career activities has been collected. Valparaiso University's knowledge rate is considerably higher than the NACE national recommended minimum of 65%*. Of the 106 non-respondents, 51 are College of Arts & Sciences graduates, 9 are College of Business graduates, 8 are College of Engineering graduates, and 38 are from the College of Nursing & Health Professions. This graduate report excludes all graduate degree recipients.

Standards and Protocols

The information in this report is collected and compiled following the National Association of Colleges and Employers (NACE) standards and protocols for the collection and dissemination of graduating student initial career outcomes.

*NACE. (2019). Standards and Protocols for the Collection and Dissemination Of Graduating Students Initial Career Outcomes Information for Undergraduates.

<https://www.nacweb.org/uploadedfiles/files/2020/publication/first-destination/first-destination-survey-standards-and-protocols.pdf>



CLASS HIGHLIGHTS & OVERVIEW

Results reflect information on 569 of the 675 undergraduate degree recipients, representing an 84.3% knowledge rate.

<h2>97.7%</h2>	<p>Outcomes Rate Graduates in full- and part-time positions, military service, volunteer or service programs or fellowships, and graduate or professional school.</p>
----------------	---

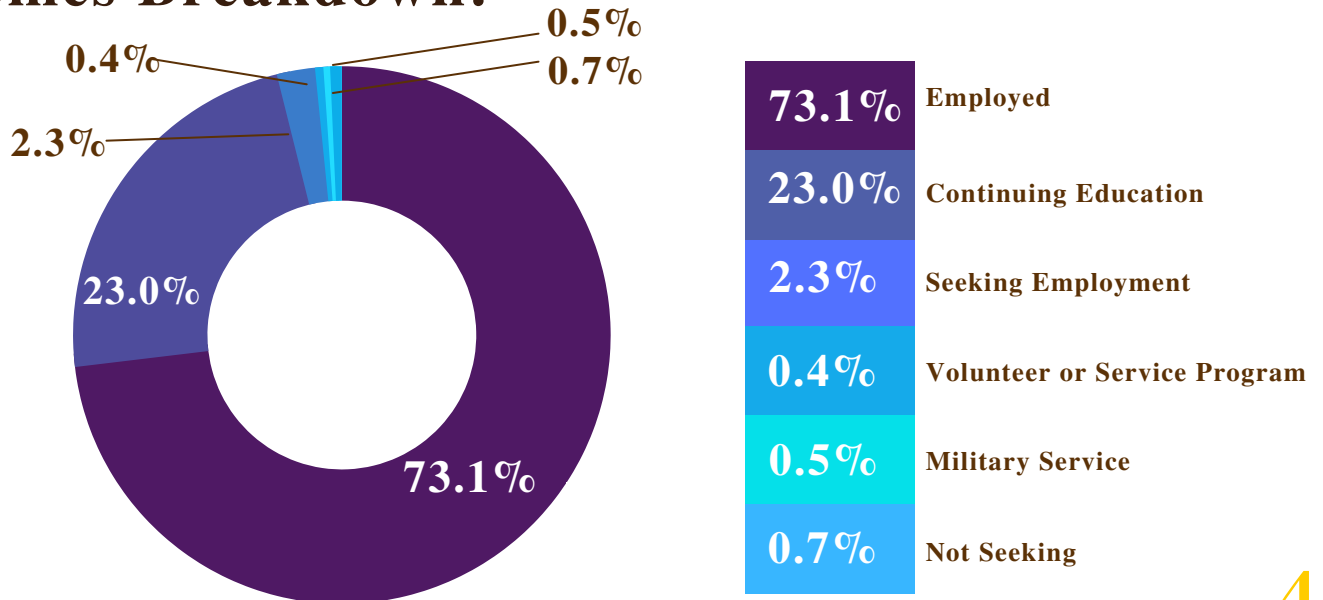
<p>99.1% very satisfied or satisfied with first career job</p>
--

<p>94% used the Valpo Career & Alumni Network Office</p>
--

<p>\$59,640 average starting salary</p>

<p>\$61,048 median starting salary</p>
--

Outcomes Breakdown:





GEOGRAPHIC LOCATIONS

Where Graduates are Working or Studying

**33
States**

**5
Countries**



**2
Fulbright
Scholars**

**3
Military
Service**



GRADUATE & PROFESSIONAL SCHOOLS

The list below features where members of the Class of 2022 are attending graduate or professional school.

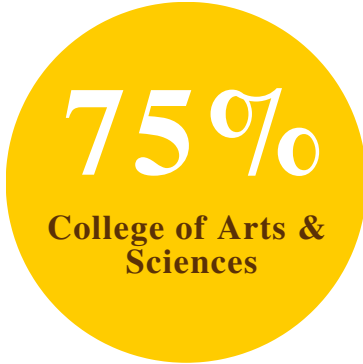
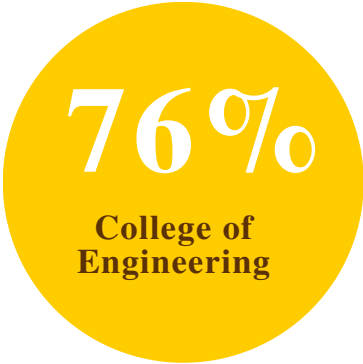
Arizona State University
Ball State University
Butler University
Calumet College of St. Joseph
Concordia Theological Seminary Fort Wayne
Concordia University-Irvine
Cornell University
Duke University
East Tennessee State University
Eastern Michigan University
Evolve Academy
Illinois State University
Indiana State University
Indiana University-South Bend
Indiana University-Bloomington
Indiana University-Purdue University - Indianapolis
Indiana Wesleyan University
Iowa State University
Jacksonville University
Lehigh University
Loyola University Chicago
Marian University
Marquette University
Medical College of Wisconsin
Michigan State University
Midwestern University
Morgan State University

National Louis University
North Carolina State University
Northeastern University
Pennsylvania State University
Plymouth State University
Princeton Theological Seminary
Regis University
Stanford University
Stevens Institute of Technology
The Chicago School of Professional Psychology
The University of Tokyo
University of Alabama-Huntsville
University of Chicago
University of Connecticut-Hartford Campus
University of Indianapolis
University of Iowa
University of Kentucky
University of Minnesota-Twin Cities
University of Northern Colorado
University of Notre Dame
University of Pittsburgh
University of Virginia
University of Wisconsin-Madison
Valparaiso University
Vanderbilt University
Wayne State University



EXPERIENTIAL ACTIVITIES SUMMARY

The Valparaiso University experiential activities rate for the Class of 2022 was **82%**. This was calculated by tracking students' participation in opportunities such as internships, co-ops, faculty-led research, capstone projects, clinicals, and student teaching.





CAREER & ALUMNI NETWORK SUMMARY

94% of the Class of 2022 used the Valparaiso University Career & Alumni Network

In the 2021-22 academic year:

- 4,121 individual student contacts
- 5 virtual and in-person career fairs hosted
- 163,482 total approved jobs on Handshake
- 2,614 student event attendance
- 375+ employers engaged with through events



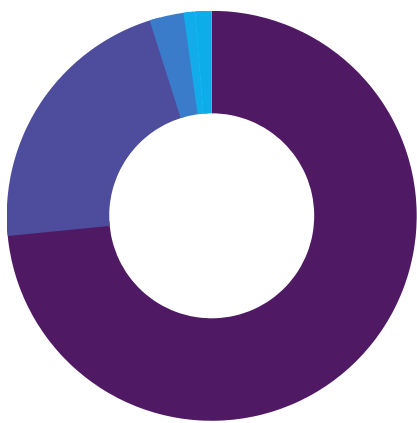
COLLEGE OF ARTS & SCIENCES

Results reflect information on 226 of 277 undergraduate degree recipients, representing an 81.6% knowledge rate.

97.3%
Outcome Rate

\$49,689
Average Starting Salary
(of those reported)

Outcomes Breakdown:



- 73.5%** Employed
- 21.7%** Continuing Education
- 2.7%** Seeking Employment
- 0.9%** Volunteer or Service Program
- 0%** Military Service
- 1.3%** Not Seeking

Top Employers:

- AccuWeather
- Alverno Laboratories
- Argonne National Laboratory
- Brookfield Zoo
- City of Chicago Committee on Economic, Capital, and Technology Development
- Cleveland-Cliffs
- CREA, LLC
- Cummins Inc.
- Duneland School Corporation
- East Porter County School Corporation
- Eskenazi Health
- Hobart School District
- Horizon Therapeutics
- Illinois Senate Republican Staff
- Indiana Beverage
- Indiana Department of Homeland Security
- Indiana Dunes State Park
- Indiana State Senate
- Indianapolis Zoo
- Iowa Department of Public Health
- Kankakee Valley Schools
- Medix
- Mercer

- Michigan City Area Schools
- National Weather Service
- Nestle Quality Assurance Center
- Northwest Health
- Petco
- Plymouth Community Schools - Menominee Elementary
- Porter County Sheriff's Office
- Republic Airways
- Rockford Construction Company
- SAS - Analytics Software & Solutions
- School Town of Munster
- The Walt Disney Company
- TikTok
- U.S. Army Space and Missile Defense Command
- U.S. House of Representatives
- US Space and Rocket Center
- Valparaiso Community Schools
- VNA Hospice of NWI
- Wisconsin Timber Rattlers
- WQOW, Eau Claire, WI
- WSBT-22
- YMCA of the USA



COLLEGE OF BUSINESS

Results reflect information on 82 of 91 undergraduate degree recipients, representing an 90.1% knowledge rate.


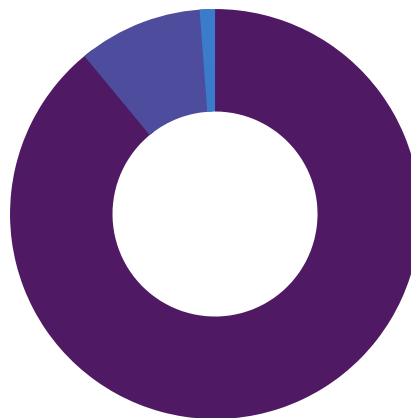
98.8%

Outcome Rate

\$55,636

Average Starting Salary
(of those reported)

Outcomes Breakdown:



Top Employers:

Baker Tilly
 Blue Cross and Blue Shield
 Bluegrace Logistics
 BNSF Railway
 Brokerworks Real Estate Group
 Busey
 Centier Bank
 Cleveland-Cliffs
 Crowe LLP
 CTSNet/Cardiothoracic Surgery Network
 Enterprise
 EY
 Federal Bureau of Investigation
 HealthWorks

Innovatemap
 KPMG LLP
 MAAC Foundation, Inc.
 Numerator
 Panduit
 Patrick Industries, Inc.
 PepsiCo
 Pfizer, Inc.
 Rieth-Riley Construction Co. Inc.
 Sherwin-Williams Company
 TD Ameritrade
 United States Steel Corporation
 Whirlpool Corporation



COLLEGE OF ENGINEERING

Results reflect information on 91 of 99 undergraduate degree recipients, representing an 91.9% knowledge rate.

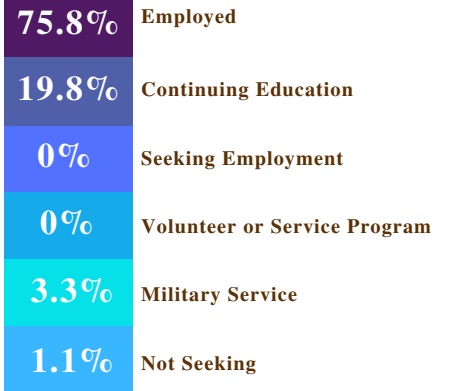
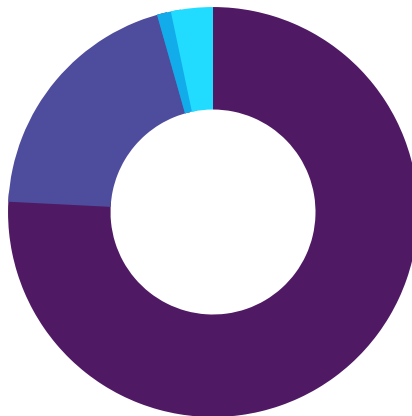
100%

Outcome Rate

\$68,873

Average Starting Salary
(of those reported)

Outcomes Breakdown:



Top Employers:

Burns & McDonnell
Caterpillar Inc.
Clark Dietz, Inc.
Cleveland-Cliffs
ComEd
Dwyer Instruments
Eli Lilly and Company
General Motors
H.W. Lochner, Inc.
Hensel Phelps
IBM
Kimley-Horn

Lochmueller Group
Medtronic
Naval Surface Warfare Center
Raytheon Technologies
Shive-Hattery
Strand Associates, Inc.
Stryker
Sullivan-Palatek, Inc.
The Boeing Company
TRIMEDX
United States Air Force
Zimmer Biomet



COLLEGE OF NURSING & HEALTH PROFESSIONS

Results reflect information on 170 of 208 undergraduate degree recipients, representing a 81.7% knowledge rate.


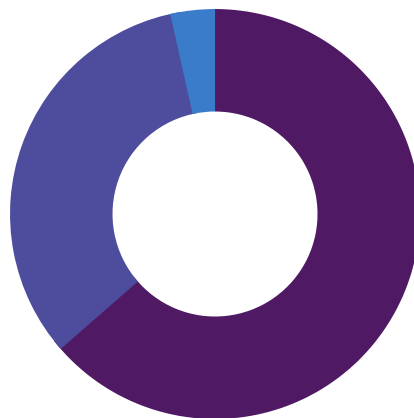
96.5%

Outcome Rate

\$66,554

Average Starting Salary
(of those reported)

Outcomes Breakdown:



Top Employers:

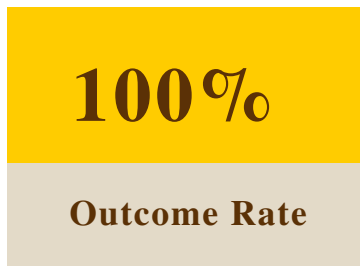
Advocate Aurora Health
Ascension
Beacon Health System
Bionic Prosthetics and Orthotics
Boston Children's Hospital
Children's Hospital Colorado
Community Healthcare System
Eskenazi Health
Franciscan Health
Indiana University Health - Riley Hospital for Children
La Rabida Children's Hospital
Loyola Medicine

Maxim Healthcare Services
Mayo Clinic
Methodist Hospitals
Northwest Health
Northwestern Medicine
Ann & Robert H. Lurie Children's Hospital
Rush University System for Health
Spectrum Health
The University of Chicago Medical Center
University of Maryland Medical Center
Vanderbilt University Medical Center


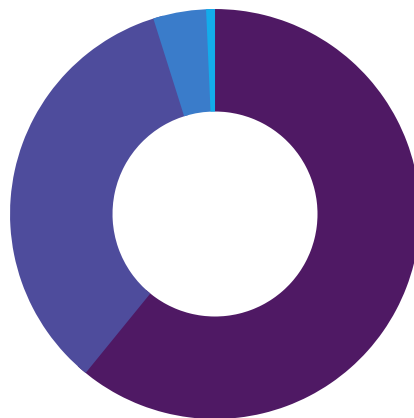


CHRIST COLLEGE THE INTERDISCIPLINARY HONORS COLLEGE

Results reflect information on 70 of 73 undergraduate degree recipients, representing a 95.9% knowledge rate. Respondents are additionally represented in their respective colleges.



Outcomes Breakdown:



Top Employers:

- Argonne National Laboratory
- Bluegrace Logistics
- Busey
- Caterpillar Inc.
- Cummins Inc.
- Eli Lilly and Company
- Eskenazi Health
- EY

- Federal Bureau of Investigation
- IBM
- MAAC Foundation, Inc.
- Mercer
- Mercy Health
- Strand Associates, Inc.
- U.S. House of Representatives
- VNA Hospice of NWI



VALPO

Valparaiso University Career & Alumni Network
1509 Chapel Drive, Valparaiso, IN 46383
219-464-5005
career.center@valpo.edu
www.valpo.edu/career