

Career Outcomes Annual Report

**First destination survey outcomes for
the graduates from:
August 2022, December 2022, May 2023**



VALPO



TABLE OF CONTENTS

- 3** Executive Summary
- 4** Class Highlights & Overview
- 5** Geographic Locations
- 6** Graduate & Professional Schools
- 7** Experiential Activities Summary
- 8** Career & Alumni Network Summary
- 9** College of Arts & Sciences
- 10** College of Business
- 11** College of Engineering
- 12** College of Nursing & Health Professions
- 13** Christ College

Compiled by the Valparaiso University Career & Alumni Network



VALPARAISO
UNIVERSITY

Founded 1859

EXECUTIVE SUMMARY

Scope, Methodology and Knowledge Rate

This report represents data compiled about Valparaiso University undergraduate degree recipients who graduated in August 2022, December 2022 and May 2023. Data was collected via online surveys and email solicitations, alumni records, social media research, and input from faculty and staff. Data collection began in August 2022 and concluded in April 2024.

Data was collected on 484 of 617 graduates resulting in a knowledge rate of 78.4%. The knowledge rate is the percentage of graduates for whom reasonable and verifiable information concerning the graduates' post-graduation career activities has been collected. Valparaiso University's knowledge rate is considerably higher than the NACE national recommended minimum of 65%*. Of the 133 non-respondents, 60 are College of Arts & Sciences graduates, 15 are College of Business graduates, 19 are College of Engineering graduates, and 39 are from the College of Nursing & Health Professions. This graduate report excludes all graduate degree recipients.

Standards and Protocols

The information in this report is collected and compiled following the National Association of Colleges and Employers (NACE) standards and protocols for the collection and dissemination of graduating student initial career outcomes.

*NACE. (2019). Standards and Protocols for the Collection and Dissemination Of Graduating Students Initial Career Outcomes Information for Undergraduates.

<https://www.nacweb.org/uploadedfiles/files/2020/publication/first-destination/first-destination-survey-standards-and-protocols.pdf>



CLASS HIGHLIGHTS & OVERVIEW

Results reflect information on 484 of the 617 undergraduate degree recipients, representing a 78.4% knowledge rate.

<h2>97.5%</h2>	<p>Outcomes Rate Graduates in full- and part-time positions, military service, volunteer or service programs or fellowships, and graduate or professional school.</p>
----------------	---

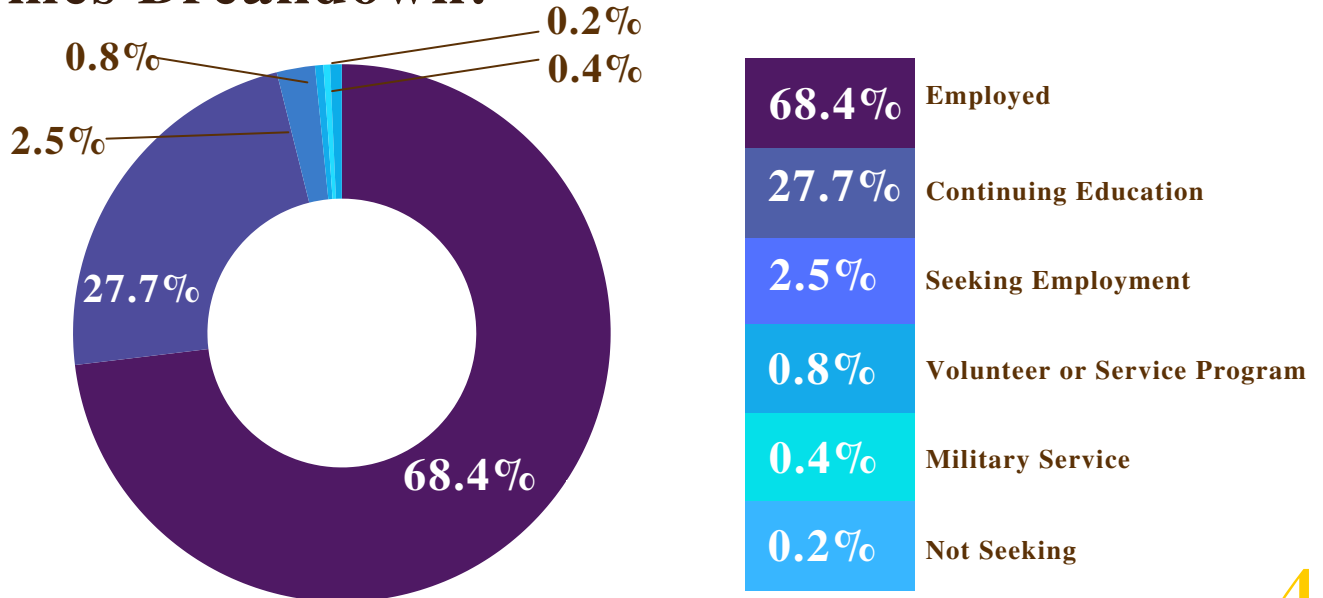
<h2>97%</h2>	<p>very satisfied or satisfied with first career job</p>
--------------	--

<h2>95%</h2>	<p>used the Valpo Career & Alumni Network Office</p>
--------------	--

<h2>\$64,857</h2>	<p>average starting salary</p>
-------------------	--------------------------------

<h2>\$65,520</h2>	<p>median starting salary</p>
-------------------	-------------------------------

Outcomes Breakdown:





GEOGRAPHIC LOCATIONS

Where Graduates are Working or Studying

**35
States**

**6
Countries**



**1
Fulbright
Scholar**

**2
Military
Service**



GRADUATE & PROFESSIONAL SCHOOLS

The list below features where members of the Class of 2023 are attending graduate or professional school.

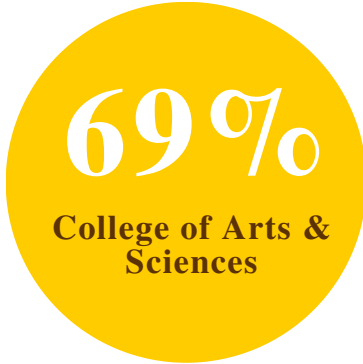
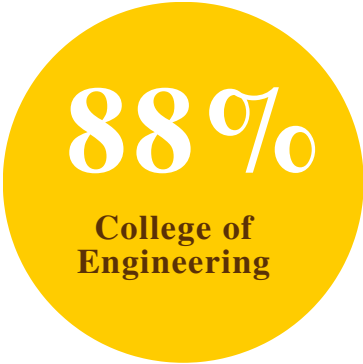
Anglia Ruskin University
Arizona State University
Ball State University
Belmont University
Boston University
Bowling Green State University
Calumet College of St Joseph
Fordham University
Georgetown University Law Center
Houghton University
Illinois Institute of Technology
Illinois State University
Indiana State University
Indiana University - Bloomington
Indiana University-Purdue University, Indianapolis
Ivy Tech Community College
John Hopkins University
Lewis University
Lincoln Memorial University Debosk College of Osteopathic Medicine
Louisiana State University
Maryville University
Midland University
Missouri Baptist University
Northwestern University

Roseman University of Health Sciences
Rush University
Saint Francis University
Saint Louis University
Syracuse University
The University of Findlay
Trine University
University of Alabama - Huntsville
University of Chicago
University of Connecticut - Hartford Campus
University of Denver
University of Illinois - Urbana-Champaign
University of Illinois - Chicago
University of Iowa
University of Kentucky
University of Michigan
University of Minnesota
University of Minnesota - Twin Cities
University of Kentucky
University of Montana
University of Nebraska - Lincoln
University of Southern Mississippi
University of St Thomas Law
University of Wisconsin - Madison
Valparaiso University
Vanderbilt University
Washington and Lee University School of Law
Western Michigan University



EXPERIENTIAL ACTIVITIES SUMMARY

The Valparaiso University experiential activities rate for the Class of 2023 was 83%. This was calculated by tracking students' participation in opportunities such as internships, co-ops, faculty-led research, capstone projects, clinicals, and student teaching.





CAREER & ALUMNI NETWORK SUMMARY

95% of the Class of 2023 used the Valparaiso University Career & Alumni Network

In the 2022-23 academic year:

- 2,796 individual student contacts
- 6 virtual and in-person career fairs hosted
- 1,696 student event attendance
- 325+ employers engaged with through events



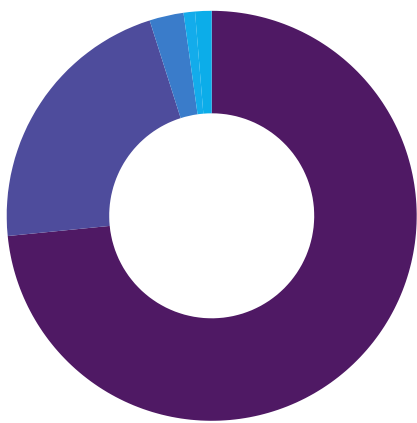
COLLEGE OF ARTS & SCIENCES

Results reflect information on 208 of 268 undergraduate degree recipients, representing an 77.6% knowledge rate.

97.6%
Outcome Rate

\$50,480
Average Starting Salary
(of those reported)

Outcomes Breakdown:



- 64.9%** Employed
- 30.3%** Continuing Education
- 2.4%** Seeking Employment
- 1.4%** Volunteer or Service Program
- 0.5%** Military Service
- 0.5%** Not Seeking

Top Employers:

- ABC57
- AccuWeather
- Air Force Civilian Service
- Alverno Laboratories
- Aperion Care
- Ascension
- Best Buy
- Caterpillar Inc.
- Chase
- Cleveland-Cliffs
- Community Healthcare System
- DonLevy Laboratories
- Disney World
- Fox News Media
- IGS Energy
- KFSM 5News
- KSOM Radio Station
- Lincoln Financial Group

- Marion County Prosecutors Office
- Morgan Stanley
- Narwhal Group
- National Oceanic and Atmospheric Administration
- National Park Service
- National Weather Service
- Navy
- Northwest Health
- Porter-Starke Services
- State of Indiana
- United Actuarial Services, Inc.
- US Environmental Protection Agency
- Wisconsin Dept of Natural Resources
- WKYT-TV
- Woolpert
- World Relief



COLLEGE OF BUSINESS

Results reflect information on 63 of 78 undergraduate degree recipients, representing an 80.8% knowledge rate.

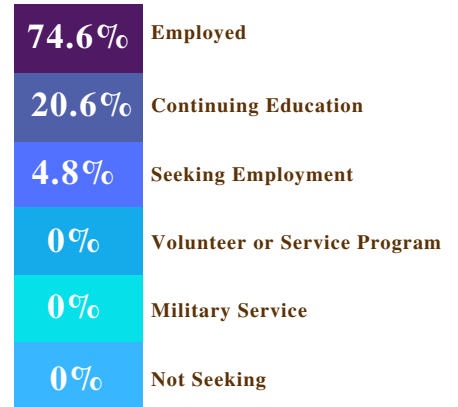
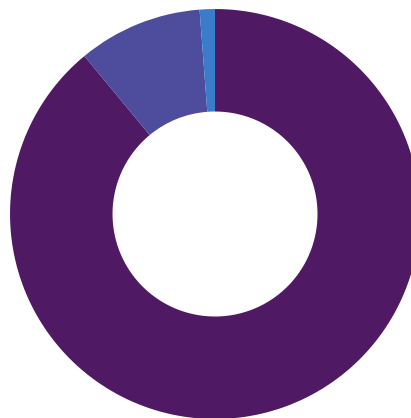
95.2%

Outcome Rate

\$62,125

Average Starting Salary
(of those reported)

Outcomes Breakdown:



Top Employers:

Balemaster
Catholic Charities of the Archdiocese of Chicago
Cleveland-Cliffs
CLH, CPAs & Consultants
Deloitte
Ernst & Young
Gordon Food Services
Greentech Renewables

Home Depot Corporation
Horizon Bank
ILG Logistics
KPMG LLP
LS Power Development, LLC
Medartis Inc
Northrop Grumman
OTR Transportation
RLI Insurance Company
United States Federal Government



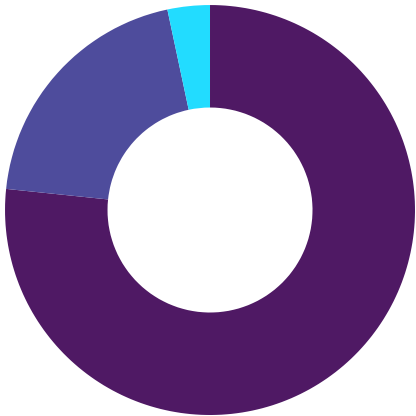
COLLEGE OF ENGINEERING

Results reflect information on 73 of 92 undergraduate degree recipients, representing a 79.3% knowledge rate.

100%
Outcome Rate

\$76,632
Average Starting Salary
(of those reported)

Outcomes Breakdown:



- 93.2% Employed
- 5.5% Continuing Education
- 0% Seeking Employment
- 0% Volunteer or Service Program
- 1.4% Military Service
- 0% Not Seeking

Top Employers:

- Abonmarche
- Airvac Inc.
- BP
- Caterpillar Inc.
- Cleveland-Cliffs
- ComEd
- Eli Lilly and Company
- HENSEL PHELPS
- Hubbell Incorporated
- J.W. Hicks, Inc.
- John Deere
- Kimley-Horn
- Lochmueller Group

- Nemko
- New Insight Engineering
- Northrop Grumman
- NSWC, Crane Division
- Primera Engineers
- Raytheon
- Shirley Ryan Ability Lab
- Symbiont, A Mead & Hunt Company
- Texas Instruments
- The Boeing Company
- United States Air Force
- Zimmer Biomet



COLLEGE OF NURSING & HEALTH PROFESSIONS

Results reflect information on 140 of 179 undergraduate degree recipients, representing a 78.2% knowledge rate.

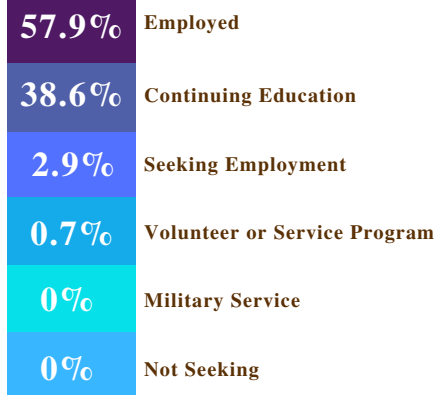
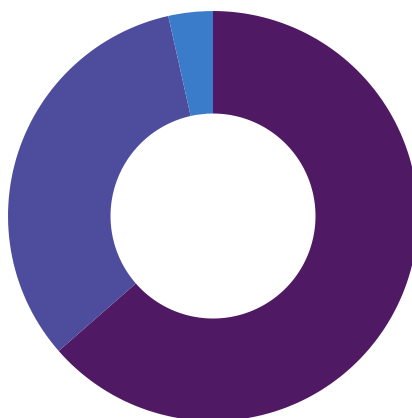
97.1%

Outcome Rate

\$71,361

Average Starting Salary
(of those reported)

Outcomes Breakdown:



Top Employers:

Advent Health
 Advocate Health
 AmeriCorps
 Ascension
 Beacon Health System
 Children's Mercy Kansas City
 Community Healthcare System
 Duke Raleigh Hospital
 Franciscan Health
 Indiana University Health - Riley Hospital for Children
 La Rabida Children's Hospital
 Loyola University Medical Center

Mayo Clinic
 Northwest Health
 Northwestern Medicine
 Rush University Medical Center
 Saint Joseph Health System
 Stryker
 The Methodist Hospital
 UChicago AdventHealth
 UNC Children's Hospital
 University of Chicago Medicine - Center for Care & Discovery
 University of Maryland Medical Center



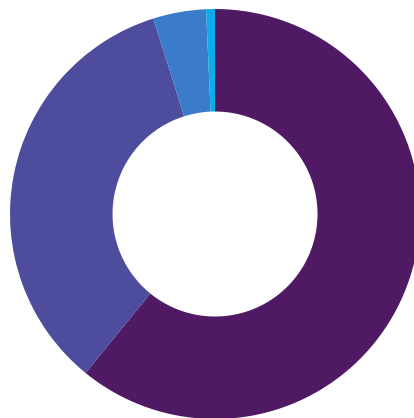
CHRIST COLLEGE THE INTERDISCIPLINARY HONORS COLLEGE

Results reflect information on 66 of 77 undergraduate degree recipients, representing a 85.7% knowledge rate. Respondents are additionally represented in their respective colleges.

100%
Outcome Rate

\$62,216
Average Starting Salary
(of those reported)

Outcomes Breakdown:



- 68.2% Employed
- 30.3% Continuing Education
- 0% Seeking Employment
- 1.5% Volunteer or Service Program
- 0% Military Service
- 0% Not Seeking

Top Employers:

Caterpillar Inc.
Cleveland-Cliffs Inc.
ComEd
Community Healthcare System
Eli Lilly and Company
Kimley-Horn
KPMG LLP

National Oceanic and Atmospheric Administration
National Weather Service
Porter-Starke Services
Superior Engineering, LLC



VALPO

Valparaiso University Career & Alumni Network
1509 Chapel Drive, Valparaiso, IN 46383
219-464-5005
career.center@valpo.edu
www.valpo.edu/vucan